

# MIZU - GEOMETRIC SINK

## SPECIFICATIONS

Recommended use	Domestic, hotel, and commercial
Material	304 Grade Stainless Steel
Size availability	Single bowl 850mm 1 1/3 bowl 1050mm 1 3/4 bowl 1200mm
Bowl configuration	All sizes available with either left hand or right hand bowl
Overflow	No
Finish	Silk
Thickness/Gauge	0.9mm
Formation	Welded (2 pieces)
Sound Deadening Pads	Yes, under drainer and bowls
Waste	90mm Basket Waste
Waste Position	Centre
Tap Holes	1 Tap Hole Only



## CARE DETAILS

### Cleaning Recommendations

This bathroom product should not be cleaned with abrasive materials eg. steel wool/scourers. Do not use any corrosive or abrasive cleaning agents containing acids or scouring agents. Bleaches can also discolour products and therefore should not be used. Damage caused by any improper treatment is not covered by the product warranty - refer to Warranty Conditions on the last page.

Dear Plumber

Could you please ensure a copy of the installation instructions is left with the end user for future reference.

#### Disclaimer:

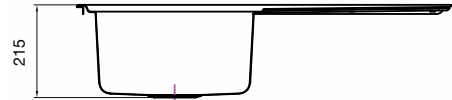
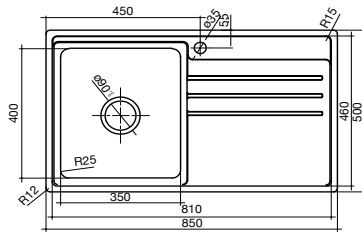
Products in this specification manual must by regulation be installed by licensed and registered trade people. The manufacturer/distributor reserves the right to vary specifications or delete models from their range without prior notification. Dimensions and set-outs listed are correct at time of publication however the manufacturer/distributor takes no responsibility for printing errors.

Tech Page Version 2

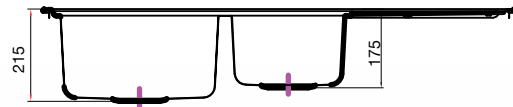
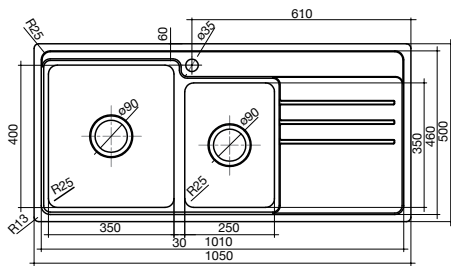
# MIZU - GEOMETRIC SINK

## DIMENSIONS

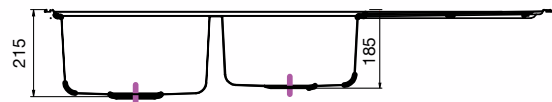
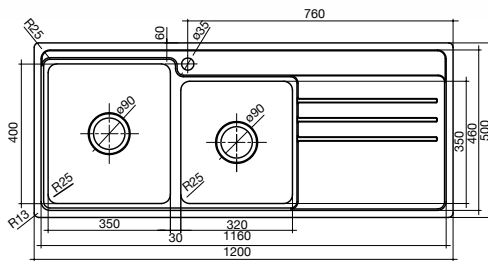
### Single bowl sink



### 1 1/3 bowl sink



### 1 3/4 bowl sink



## INSTALLATION INSTRUCTIONS

<p>①</p> <p>POSITION SINK ON WORKTOP</p>	<p>②</p> <p>MARK SINK OUTLINE (LINE A)</p>	<p>③</p> <p>CAREFULLY REMOVE SINK</p>	<p>④</p> <p>MARK LINE B 10MM INSIDE THE SINK OUTLINE (LINE A)</p>	<p>⑤</p> <p>CUT THE SINK CUTOUT TO THE INSIDE OF LINE B</p>
<p>⑥</p> <p>SEALANT PRODUIT D'ÉTANCHÉITÉ VERSIEGELUNGSMATERIAL SIGILLANTE SELLADOR</p> <p>SEAL THE CUT SURFACES</p>	<p>⑦</p> <p>FIT GASKET TO SINK ENSURING DOUBLE THICKNESS AT THE CORNERS AND / OR USE SILICONE SEALANT TO ENSURE GOOD SEAL</p>	<p>⑧</p> <p>PUSH CLIPS ONTO RAIL</p>	<p>⑨</p> <p>ROTATE CLAW UNDER WORKTOP</p>	<p>⑩</p> <p>LIGHTLY TIGHTEN ALL CLIPS. FINALLY TIGHTEN ALL CLIPS IN ORDER SHOWN</p>

# MIZU - GEOMETRIC SINK

## REECE PRODUCT QUALITY GUARANTEE

You have purchased a quality product from Reece Pty Ltd ABN 84 004 097 090 ("Reece"). This product is covered by a 10 year replacement product warranty and a 12 month warranty over spare parts and labour.

### 10 YEAR WARRANTY – DOMESTIC USE

This warranty covers faults in the product construction, material and assembly. Products which are within 10 years from the date of purchase, found upon inspection by an authorised Reece representative, to be defective in construction, material or assembly, will be repaired or exchanged with an equivalent product free of charge. Replaced items become Reece's property.

All replacement products will be available for collection without charge to the customer at the nearest Reece branch to the customer's location, or elsewhere as agreed between the customer and Reece.

### Labour and Spare Parts

The labour for the replacement of products and spare parts to which this warranty applies will be supplied by Reece or relevant supplier using qualified tradesman engaged by Reece or relevant supplier within 1 year from the date of purchase.

Spare parts which are within 1 year from the date of purchase found upon inspection by an authorised Reece representative to be defective in construction, material or assembly, will be replaced free of charge.

### Warranty Conditions

This warranty will apply only under all of the following conditions:

- The item has been installed by a licensed plumber or has been installed by a qualified tradesperson
- The item has been installed for and subjected to domestic residential use only.
- Failure is due to a fault in the manufacture of the product
- Proof of purchase (including the date of purchase) is provided
- The installation of the product is in accordance with the instructions provided

This warranty does not cover products purchased as an ex-display without being fully checked and tested for sale by the manufacturer.

This warranty does not include faults caused by:

- Unsuitable or improper use
- Incorrect installation or installation not in accordance with the instructions provided
- Installation or part installation by the purchaser or any person other than a LICENSED PLUMBER or qualified tradesman
- Normal wear and tear
- Inadequate or complete lack of maintenance
- Chemical, electrochemical or electrical influences
- Harsh detergents or abrasive cleaners used on product finishes

### 1 YEAR WARRANTY – COMMERCIAL USE

'Commercial' use is all use other than for normal domestic residential purposes, including use in non-business places as in public buildings, schools, sports centres and in establishments that contain private bathrooms with high frequency of use by many individuals, such as hotels, motels, retirement villages and hospitals.

The Commercial warranty covers this product against manufacturing faults in the construction, material and assembly of both the finished products and any spare parts for a period of 1 year from the date of purchase. Products and spare parts which are found upon inspection by an authorised Reece representative to be defective in construction, material or assembly will be repaired or exchanged free of charge. Replaced items become Reece's property. The labour for the replacement of products and spare parts to which this warranty applies will be supplied by Reece or relevant supplier using qualified tradesman by Reece or relevant supplier. The Warranty Conditions and exclusions which apply to the domestic use warranty also apply to this commercial warranty.

### EXCLUSIONS

To the fullest extent permitted by law, Reece excludes all liability for damage or injury to any person, damage to any property, and any indirect consequential or other loss or damage.

### CLAIM PROCEDURE

For all warranty queries customers are to contact the branch where the product was purchased. These details can be found on your purchase invoice.

Our goods come with guarantees that cannot be excluded under the Australian Consumer Law. You are entitled to a replacement or refund for a major failure and for compensation for any other reasonably foreseeable loss or damage. You are also entitled to have the goods repaired or replaced if the goods fail to be of acceptable quality and the failure does not amount to a major failure.



**Don't risk it, use a licensed plumber.™**

m i z u 