

# POSH

## SOLUS MKII SINKS



### SPECIFICATIONS

<b>Recommended use</b>	Domestic, hotel, and commercial
<b>Material</b>	304 grade stainless steel Chromium nickel content: 18/8
<b>Thickness</b>	0.9mm
<b>Fixing</b>	Clipping system
<b>Formation</b>	Welded, two pieces
<b>Features</b>	Sound deadening pads
<b>Waste</b>	90mm
<b>Accessories</b>	Can be used with Posh Solus sink accessories. Including chopping board, wire basket and and drainer tray.
<b>Size availability</b>	Single bowl 850mm 1 1/3 bowl 1050mm 1 3/4 bowl 1200mm
<b>Bowl configuration</b>	All sinks available with either left hand bowl/right hand drainer, or right hand bowl/left hand drainer.



To see the complete Posh range go to  
[www.reece.com.au/bathrooms](http://www.reece.com.au/bathrooms)

### CLEANING RECOMMENDATIONS

This product should not be cleaned with abrasive materials eg. steel wool/scourers. Do not use any corrosive or abrasive cleaning agents containing acids or scouring agents. Bleaches can also discolour products and therefore should not be used. Damage caused by any improper treatment is not covered by the product warranty – refer to Warranty Conditions.

**Disclaimer:** Products in this specification manual must by regulation be installed by licensed and registered trade people. The manufacturer/distributor reserves the right to vary specifications or delete models from their range without prior notification. Dimensions and set-outs listed are correct at time of publication however the manufacturer/distributor takes no responsibility for printing errors.

Tech Page Version 2

Posh

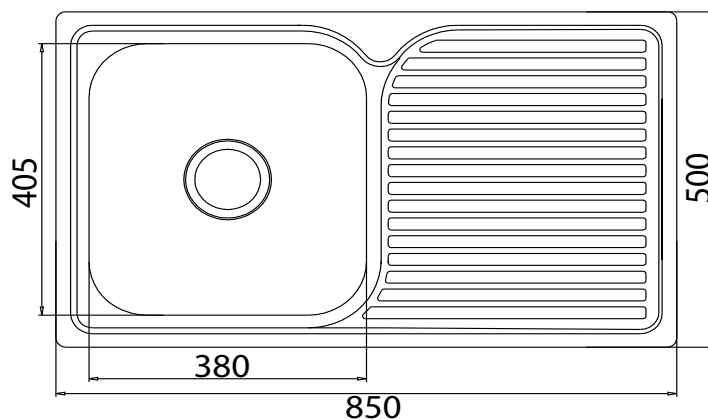
reece

# POSH

## SOLUS MKII SINKS

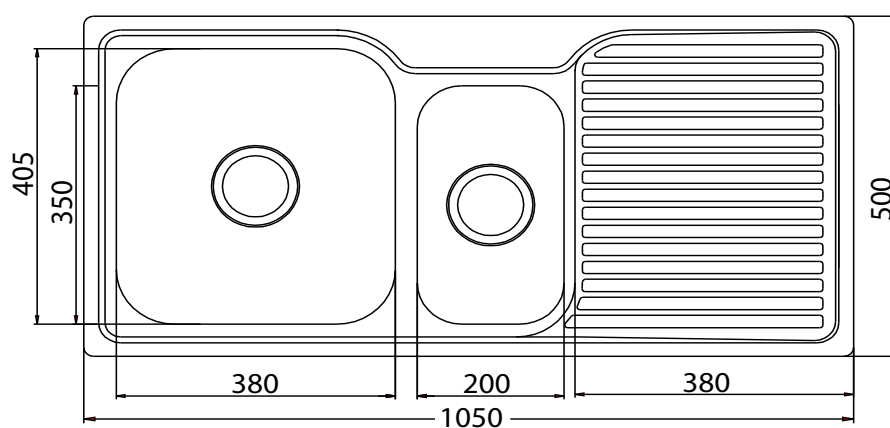
### Solus MKII Single bowl sink

Depth: 195mm



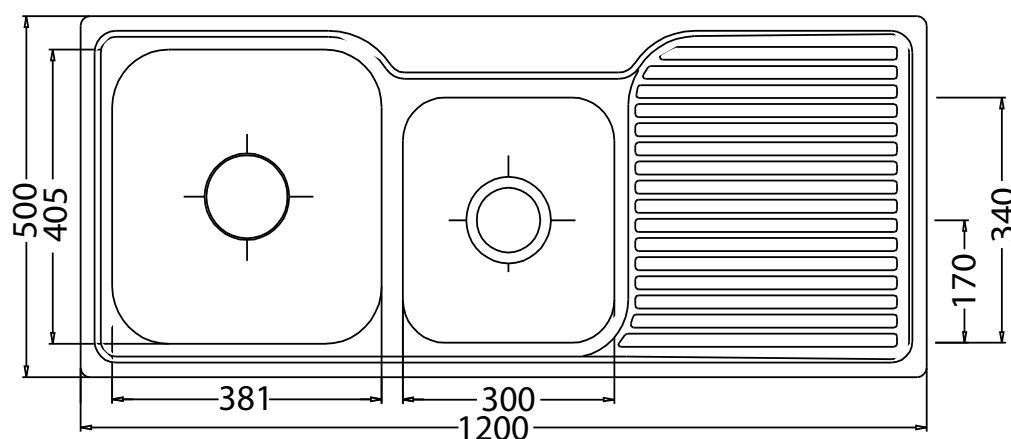
### Solus MKII 1 1/3 bowl sink

Depth: 195mm



### Solus MKII 1 3/4 bowl sink

Depth: 195mm



Plumbers, please ensure a copy of the installation instructions is left with the end user for future reference

Posh

reece