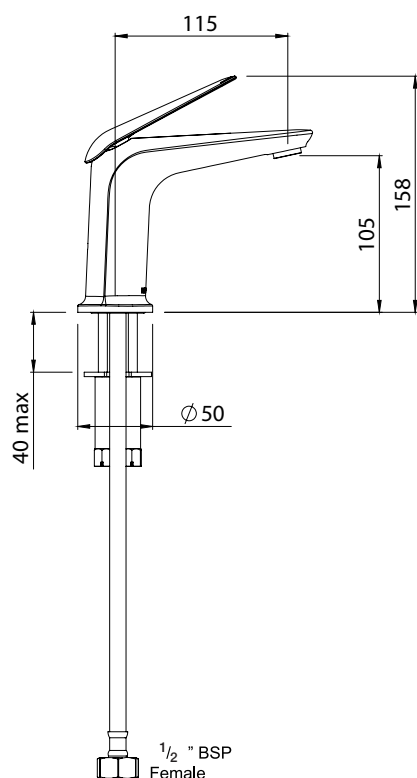


METHVEN

AROHA BASIN MIXER



SPECIFICATIONS

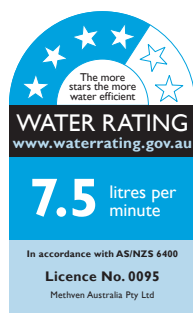
Recommended Use	Domestic, hotel and commercial
Colour Availability	Chrome
Pressure Rating	Maximum Continuous Operating Pressure 500kPa NOTE: As per AS/NZS 3500 pressure must be limited to 500kPa on any new home, extension or renovation. NOTE: For best performance and longer life we recommend 150-500kPa
Temperature Rating	Maximum continuous working temperature 70°C. Minimum 1°C
Suitable Hot Water Units	Storage Tank: Yes Continuous Flow: Yes Gravity Feed: Not recommended
WELS	Stars: 4 Flow rate: 7.5L/min
Standards	AS/NZS 3718



To see the full METHVEN range at Reece go to www.reece.com.au/bathrooms

CLEANING RECOMMENDATIONS

This bathroom product should not be cleaned with abrasive materials eg. steel wool/scourers. Do not use any corrosive or abrasive cleaning agents containing acids or scouring agents. Bleaches can also discolour products and therefore should not be used. Damage caused by any improper treatment is not covered by the product warranty- refer to Warranty Conditions on the last page.



Disclaimer: Products in this specification manual must by regulation be installed by licensed and registered trade people. The manufacturer/distributor reserves the right to vary specifications or delete models from their range without prior notification. Dimensions are nominal measurements only. Dimensions and set-outs listed are correct at time of publication however the manufacturer/distributor takes no responsibility for printing errors.

Tech Page Version 1

METHVEN

reece

METHVEN

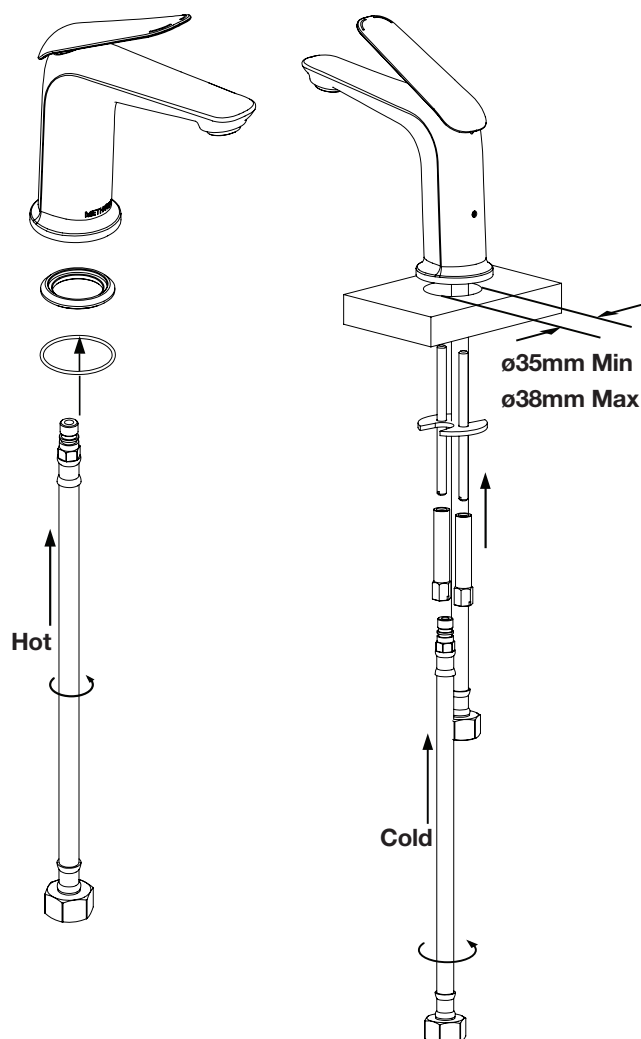
AROHA BASIN MIXER

INSTALLATION INSTRUCTIONS

Tip: Install product on bench before connecting second hose to mixer.

1. Cut a single 35mm diameter hole into the mounting surface.
2. Insert o-ring into the groove in the bottom of the base ring, fit the base ring to the bottom of the mixer and connect hose.
3. Feed the mixer's hose through the hole cut in the mounting surface.
4. Position the mixer where required and connect twin stud fixing kit. Tighten in place from under the mounting surface.
5. Insert the remaining flexible hose through the hole in the mounting surface (from the underside) and screw it into the base of the mixer.
6. Connect the flexible hoses to the hot and cold supplies (hot on the left, cold on the right).

Note: It is recommended that inline filter washers supplied are fitted during this connection.



METHVEN

AROHA BASIN MIXER



REECE PRODUCT QUALITY GUARANTEE

You have purchased a quality product from Reece Pty Ltd ABN 84 004 097 090 ("Reece"). This product is covered by a 15 year parts and labour product warranty which includes spare parts and labour.

15 YEAR WARRANTY – DOMESTIC USE

This warranty covers faults in the product construction, material and assembly. Products which are within 15 years from the date of purchase, found upon inspection by an authorised Reece representative, to be defective in construction, material or assembly, will be repaired or exchanged with an equivalent product free of charge. Replaced items become Reece's property. This warranty also covers any spare parts included under "Manufacturer's Provisions" below.

All replacement products will be available for collection without charge to the customer at the nearest Reece branch to the customer's location, or elsewhere as agreed between the customer and Reece.

Labour and Spare Parts

The labour for the replacement of products and spare parts to which this warranty applies will be supplied by Reece or relevant supplier using licensed plumbers engaged by Reece or relevant supplier within 15 years from the date of purchase.

Spare parts other than those listed in the Manufacturer's Provisions above, which are within 15 years from the date of purchase found upon inspection by an authorised Reece representative to be defective in construction, material or assembly, will be replaced free of charge.

Warranty Conditions

This warranty will apply only under all of the following conditions:

- The item has been installed by a licensed plumber
- The item has been installed for and subjected to domestic residential use only
- Failure is due to a fault in the manufacture of the product
- Proof of purchase (including the date of purchase) is provided
- The installation of the product is in accordance with the instructions provided

This warranty does not cover products purchased as an ex-display without being fully checked and tested for sale by the manufacturer.

This warranty does not include faults caused by:

- Unsuitable or improper use
- Incorrect installation or installation not in accordance with the instructions provided
- Installation or part installation by the purchaser or any person other than a LICENSED PLUMBER
- Normal wear and tear
- Inadequate or complete lack of maintenance (including debris)
- Chemical, electrochemical or electrical influences
- Harsh detergents or abrasive cleaners used on product finishes

5 YEAR WARRANTY – COMMERCIAL USE

'Commercial' use is all use other than for normal domestic residential purposes, including use in non-business places as in public buildings, schools, sports centres and in establishments that contain private bathrooms with high frequency of use by many individuals, such as hotels, motels, retirement villages and hospitals.

The Commercial warranty covers this product against manufacturing faults in the construction, material and assembly of both the finished products and any spare parts for a period of 5 years from the date of purchase (10 years replacement for cartridge). Products and spare parts within 5 years from date of purchase which are found upon inspection by an authorised Reece representative to be defective in construction, material or assembly will be repaired or exchanged free of charge. Replaced items become Reece's property. The labour for the replacement of products and spare parts to which this warranty applies will be supplied by Reece or relevant supplier using licensed plumbers engaged by Reece or relevant supplier. The Warranty Conditions and exclusions which apply to the domestic use warranty also apply to this commercial warranty.

Note: 1 year warranty applies for washers, "O" rings, powder coating, gold plating, lip and other seals for all brands for domestic/residential and commercial.

EXCLUSIONS

To the fullest extent permitted by law, Reece excludes all liability for damage or injury to any person, damage to any property, and any indirect consequential or other loss or damage.

CLAIM PROCEDURE

For all warranty queries customers are to contact the branch where the product was purchased. These details can be found on your purchase invoice.

Our goods come with guarantees that cannot be excluded under the Australian Consumer Law. You are entitled to a replacement or refund for a major failure and for compensation for any other reasonably foreseeable loss or damage. You are also entitled to have the goods repaired or replaced if the goods fail to be of acceptable quality and the failure does not amount to a major failure.