



# 50 Hz Specialty Catalog

Simplex Sewage Systems, Drain Pumps & Qwik Jons



# About Zoeller Pump Company

Zoeller Pump Company is proud to be one of the oldest family-owned water pump manufacturers in North America, providing the best solutions for moving wastewater and effluent. Headquartered in Louisville, Kentucky, USA, Zoeller Pump Company has spent over 80 years designing, engineering, and testing pumps to provide the best quality and longest service life possible. In fact, each pump is 100% factory tested. The quality of our products is demonstrated by UL, CSA, CE, and NSF listings as well as continued growth in over 40 countries around the globe - United States, Canada, Mexico, Australia, United Kingdom, and more. This dependability is backed by a family commitment to add value for our customers and provide genuine support before, during, and after a sale.

**Quality / Integrity / Service / Innovation**



## Want to Learn More?

Visit [zoellerpumps.com](http://zoellerpumps.com) to find our expert-led webinars and other online training options!

## Need Help Now?

Our customer and product support teams are available for assistance at [zcotechnical@zoeller.com](mailto:zcotechnical@zoeller.com)



## Model 910 **1504551** SIMPLEX SEWAGE SYSTEMS

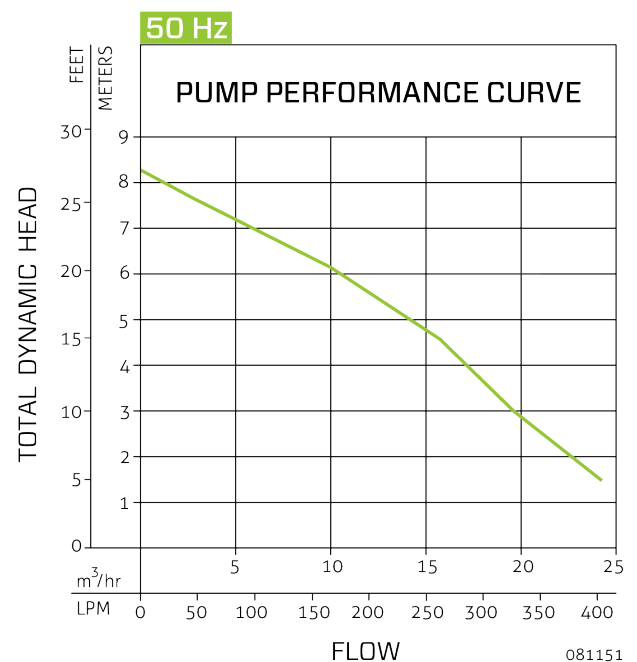
Single pump lift systems provides you with an integrated domestic sewage solution, suitable for a variety of applications including villas, transit stations, parking lots, etc.

- Install in pitless or freestanding environments
- Multiple inlet options allow inlet pipe connections from multiple directions
- Access ports on cover for quick and easy maintenance
- Easy to install in narrow spaces
- Equipped with vibration dampening rubber pads to soften noise and minimize pump movement

### PRODUCT SPECIFICATIONS

*Includes Model 222, RCM Approved submersible sump pump*

|                |         |
|----------------|---------|
| Power          | 1.03 kW |
| Voltage        | 220 V   |
| Discharge      | 2" BSPT |
| Solids-Passing | 50 mm   |
| Max Flow Rate  | 405 LPM |
| Max Head       | 8.2 m   |
| Capacity       | 90 L    |



**100% Factory Tested**

# Model 200 **1504554** QWIK JON® CHOICE

Need to install a bathroom with no gravity drain or previous plumbing? Check out the Qwik Jon Series for the best fit to install a bathroom without breaking concrete!

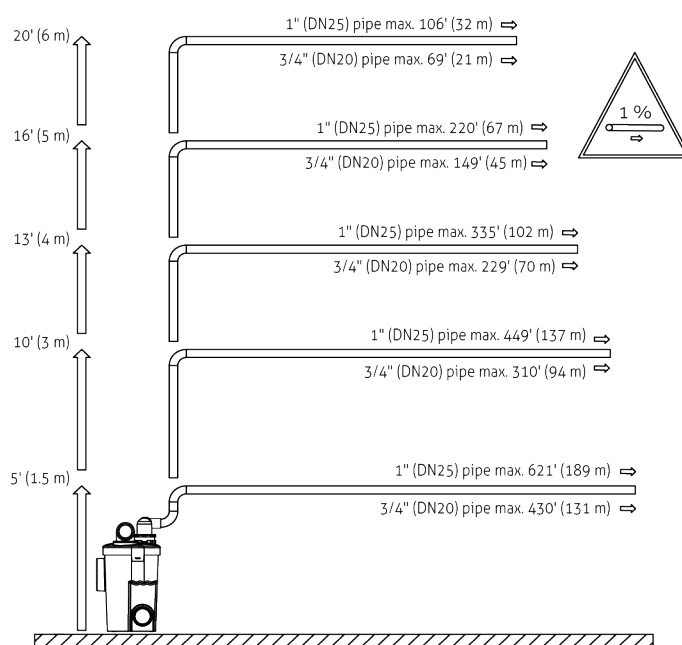
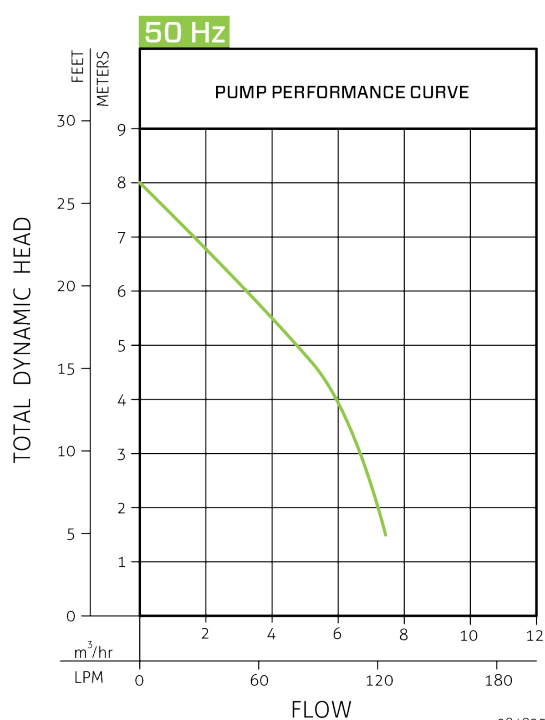
- The Qwik Jon Choice is a quiet, preassembled 1/3 HP macerator system requiring minimal space for installation
- Collects used water from all fixtures including sinks, faucets, tubs, showers, and more

## PRODUCT SPECIFICATIONS

|               |                             |
|---------------|-----------------------------|
| Power         | 0.46 kW Macerator           |
| Voltage       | 220 V                       |
| Discharge     | 5 cm BSPT (2" NPT)          |
| Max Flow Rate | 125 LPM                     |
| Max Head      | 8 m                         |
| Capacity      | ~ 11 L                      |
| Application   | Residential                 |
| Flushables    | Toilet paper, organic waste |



*Redesign and update your space  
without breaking concrete!*





# Model 201 **1504553** QWIK JON® PREMIER

Adding a bathroom just got easier! Try the Qwik Jon Upflush Systems for a bathroom remodeling solution that won't destroy your floor or your budget!

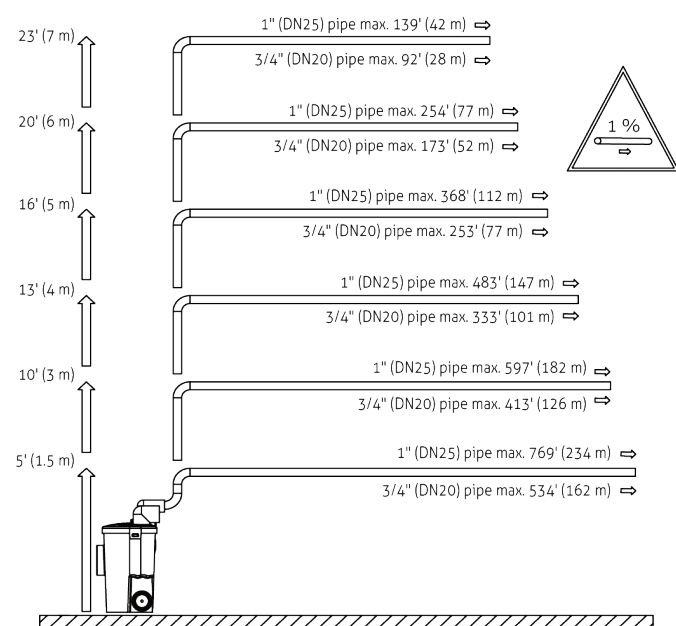
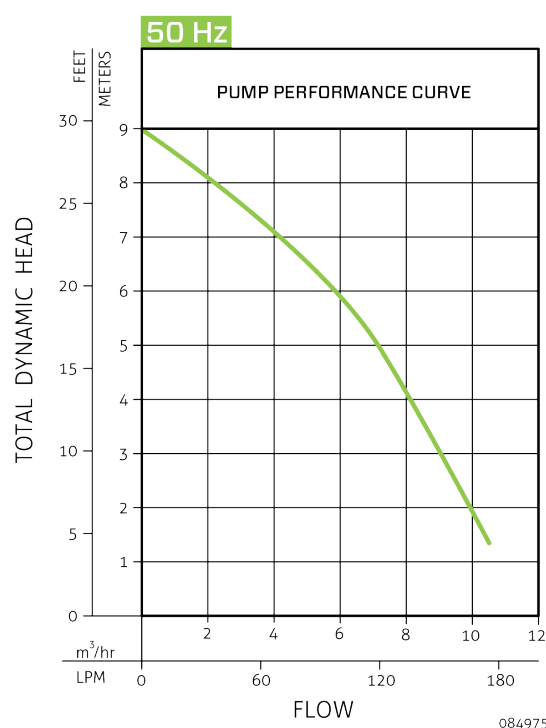
- The Qwik Jon Premier is a quiet, preassembled 1/2 HP grinder system requiring minimal space for installation
- Collects used water from all fixtures including sinks, faucets, tubs, showers, and more

## PRODUCT SPECIFICATIONS

|               |  |
|---------------|--|
| Power         | 0.71 kW grinder                                |
| Voltage       | 220 V  |
| Discharge     | 2" BSPT  |
| Max Flow Rate | 170 LPM  |
| Max Head      | 9 m  |
| Capacity      | ~ 11 L   |
| Application   | Residential/light commercial                   |
| Flushables    | Toilet paper, organic waste and sanitary items |



***Install as a freestanding unit, recessed or behind the wall installations!***





# DRAIN LIFTING STATIONS

**119 1504552**  
**133 1504555**

Remove water from areas where gravity drainage is not available such as laundry trays, wet bar sinks, lavatories, air conditioning condensate or dehumidifier water removal.

- Model 119 drain pump with 6-liter capacity and durable ABS tank
- Model 133 drain pump with 9-liter capacity and corrosion-resistant basin
- Automatic, float operated mechanical switch
- Pumps in any direction
- Passes laundry lint

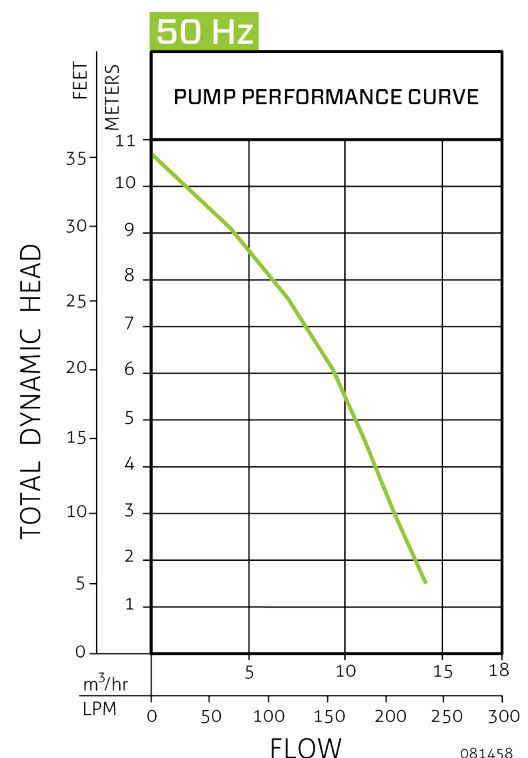


## PRODUCT SPECIFICATIONS

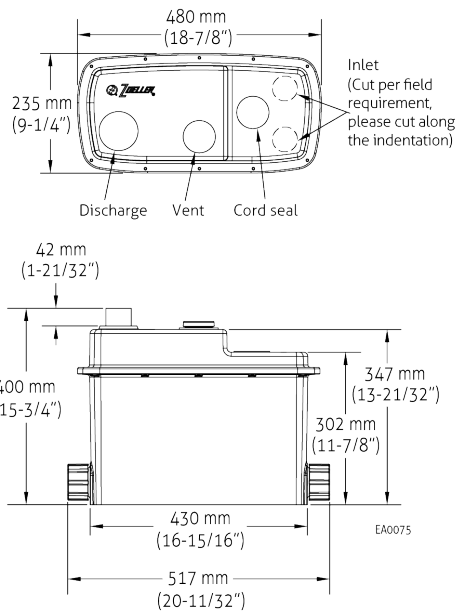
*Includes Model 88, RCM Approved submersible sump pump*

|                |                      |
|----------------|----------------------|
| Power          | 0.76 kW              |
| Voltage        | 220 V                |
| Discharge      | 1-1/2" BSPT          |
| Solids-Passing | 9 mm                 |
| Max Flow Rate  | 235 LPM              |
| Max Head       | 10.7 m               |
| Capacity       | 6 L (119), 9 L (133) |

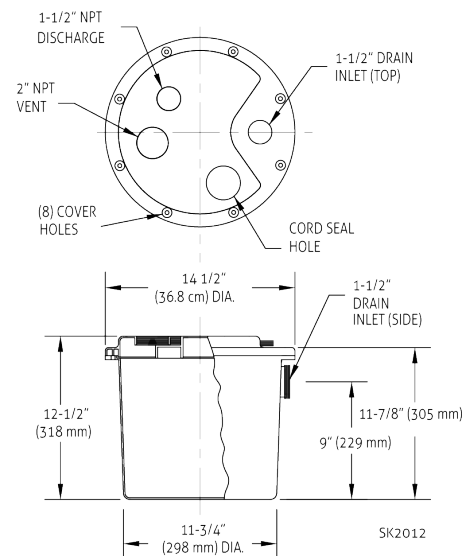
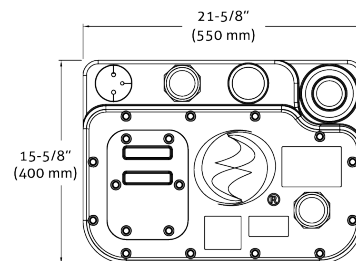
**100% Factory Tested**



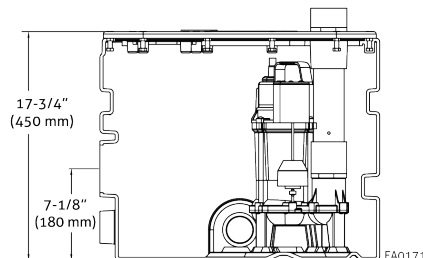
# DIMENSIONAL DRAWINGS



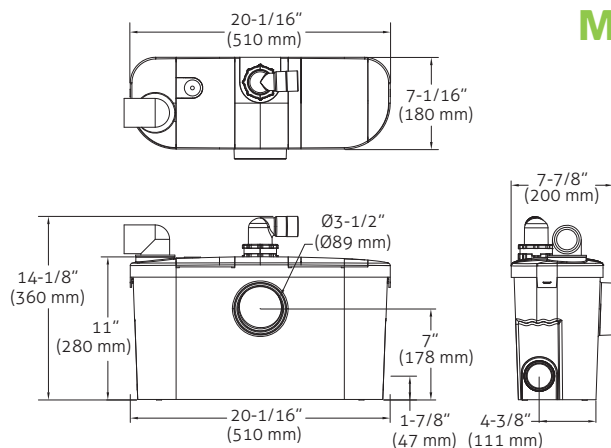
**Model 119**



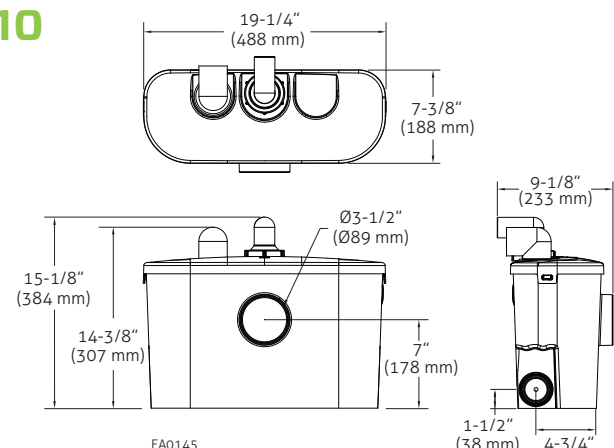
**Model 133**



**Model 910**



**Model 200**



**Model 201**

ZT0611\_Eb  
1123

Trusted. Tested. Tough.®



beckwater

Zoeller Corporate Office  
3649 Cane Run Road  
Louisville, KY 40211-1961 USA  
502-778-2731 // FAX 502-774-3624  
[www.zoellerpumps.com](http://www.zoellerpumps.com)

 @ZoellerPumpCompany

 @ZoellerCompany

 @ZoellerPumps

Beck Water Pty Ltd  
ABN 42 647 362 954  
1300 228 987  
[www.beckwater.com](http://www.beckwater.com)  
Melbourne | Gold Coast  
[Sales@beckwater.com](mailto:Sales@beckwater.com)