



Milli Inox Overhead Shower 300mm (3*)


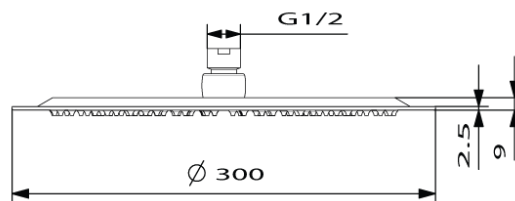
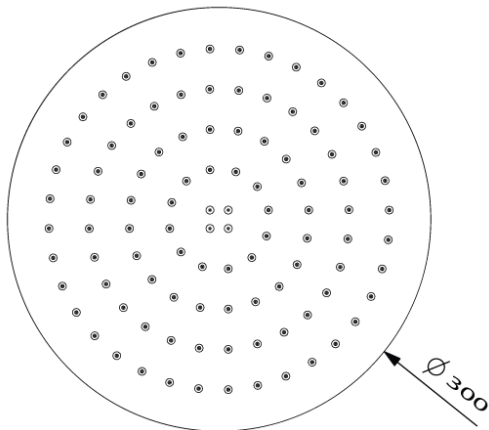
SPECIFICATIONS

Recommended Use	Domestic, Commercial, Hotel
Colour	Brushed Stainless Steel
Recommended Pressure Range	150kPa - 500kPa
Max Continuous Working Pressure	500kPa
Max Continuous Working Temperature	75 deg C
Suitable for Storage Tank Hot Water	Yes
Suitable for Continuous Flow Hot Water	Yes
Suitable for Gravity Feed Hot Water	No

WARRANTY

Warranty - Domestic Use	15 Years
Spare Parts & Labour	12 Months

Please refer to Warranty Page for full Terms and Conditions



Dimensions are nominal measurements only.

Disclaimer: Products in this specification manual must by regulation be installed by licensed and registered trade people. The manufacturer/distributor reserves the right to vary specifications or delete models from their range without prior notification. Dimensions are nominal measurements only. Dimensions and set-outs listed are correct at time of publication however the manufacturer/distributor takes no responsibility for printing errors.

Published 12/07/2019

To see the complete Milli range go to www.reece.com.au/bathrooms

