

UNILIFT AP 12

HEAVY DUTY, SUBMERSIBLE STAINLESS STEEL GREY WATER PUMP



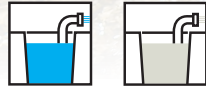
WATER SOURCE



Clean Water

Storm/
Grey Water

APPLICATION



Clean Water
Drainage

Storm/Grey
Water Handling



SCAN THE QR CODE
TO LINK TO GRUNDFOS
PRODUCT CENTER

The Grundfos UNILIFT AP 12 is a heavy duty, submersible pump constructed from stainless steel, making it ideal for all types of grey and storm water handling around the home and in light industrial applications.

- **Highly corrosion resistant** - Constructed of high quality industrial grade components. All parts in contact with the pumped liquid are made from 304 stainless steel
- **Suitable for fully or partially submerged use** - Comes with an integrated motor cooling jacket, allowing the pump to operate for extended periods whilst only partially submerged
- **Permanent or portable use** - Can be used in either a permanent installation or as a portable drainage pump
- **Float switch options** - Available with or without float switch to suit different installation configurations
- **Easy submerged installation – plug & pump** - Connect the pump outlet to the pipework, plug into a power outlet and you're ready to pump



PUMP SIZING

	UNILIFT AP 12 40.04	UNILIFT AP 12 40.06	UNILIFT AP 12 40.08	UNILIFT AP 12 50.11
	50 mm pipework 2.5 l/sec flow rate	50 mm pipework 3.0 l/sec flow rate	50 mm pipework 3.5 l/sec flow rate	65 mm pipework 4.5 l/sec flow rate
Vertical Height	Maximum Horizontal Pipe Length			
10 m				15 m
9 m			7 m	63 m
8 m		10 m	33 m	111 m
7 m	4 m	44 m	59 m	158 m
6 m	51 m	78 m	85 m	206 m
5 m	99 m	112 m	111 m	254 m
4 m	146 m	146 m	137 m	302 m
3 m	193 m	180 m	163 m	350 m
2 m	240 m	215 m	189 m	398 m
1 m	287 m	249 m	215 m	445 m

Flow based on at least 1 m/sec velocity

MAXIMUM PARTICLE SIZE

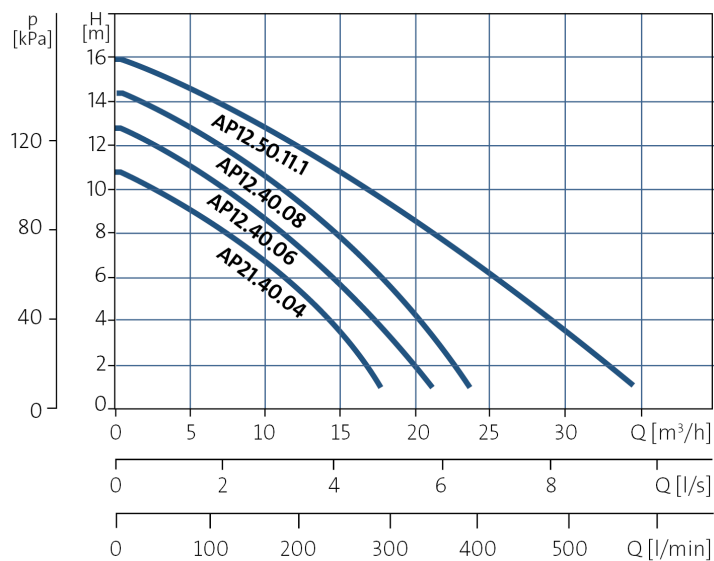
UNILIFT CC/KP	UNILIFT AP 12	UNILIFT AP 35 & AP 35B	UNILIFT AP50 & AP50B
10 mm	12 mm	35 mm	50 mm

PROTECTION & CONTROL

	UNILIFT AP 12 (No Float)	UNILIFT AP 12 (Float)
Auto Start/Stop by Float Switch		✓
Non-Return Valve		✓
Motor Cooling Jacket	✓	✓
Automatic Restart	✓	✓

TECHNICAL & PERFORMANCE DATA

PERFORMANCE CURVE



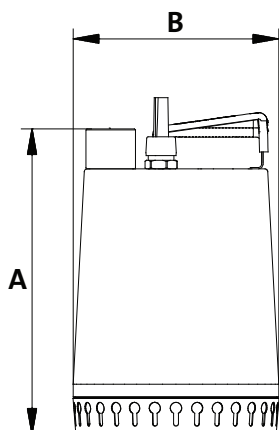
OPERATING CONDITIONS

Liquid Temperature	0°C to +55°C (70°C for 2 mins)
Max. Particle Size	12 mm
Max. Installation Depth	7 m
Minimum Pumping Level	Down to 100 mm
pH value of pumped liquid	4 to 10

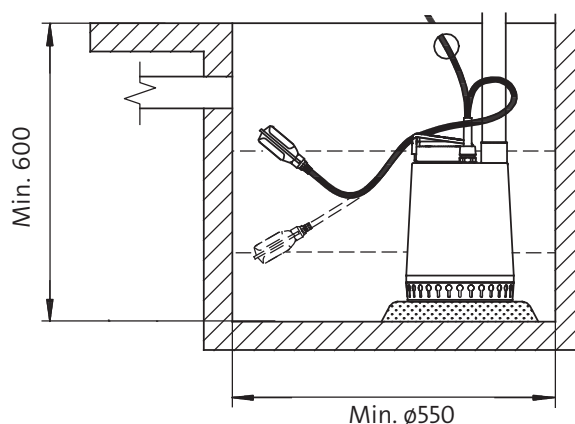
TECHNICAL DATA

Power Supply Voltage	Single phase: 220-240 Volt, 50 Hz Three phase: 380-400 Volt, 50 Hz
Power Supply Cable	10 m with plug
Enclosure Class	Suitable for submerged installation (IP68)
Approvals and Markings	C-Tick Compliance
Impeller Type	Semi-open

PHYSICAL ATTRIBUTES



MINIMUM PIT DIMENSIONS UNILIFT AP 12



Model	Motor Power P2 (kW)	Connection	Dimensions (mm)		Weight (kg)
		Outlet	A (h)	B (w)	
UNILIFT AP 12.40.04	0.40	1½" Female	321	216	11
UNILIFT AP 12.40.06	0.60	1½" Female	321	216	11
UNILIFT AP 12.40.08	0.80	1½" Female	346	216	13
UNILIFT AP 12.50.11	1.10	2" Female	357	241	15