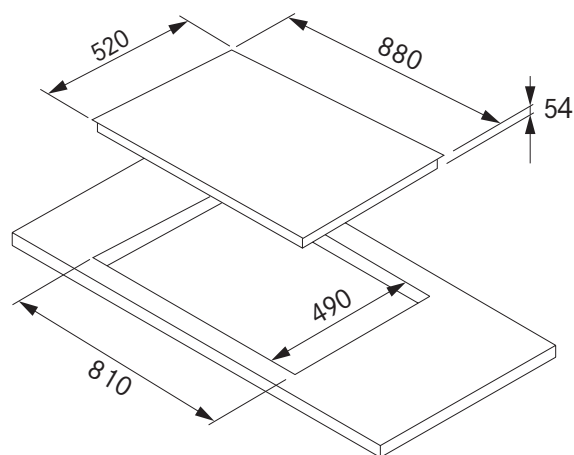
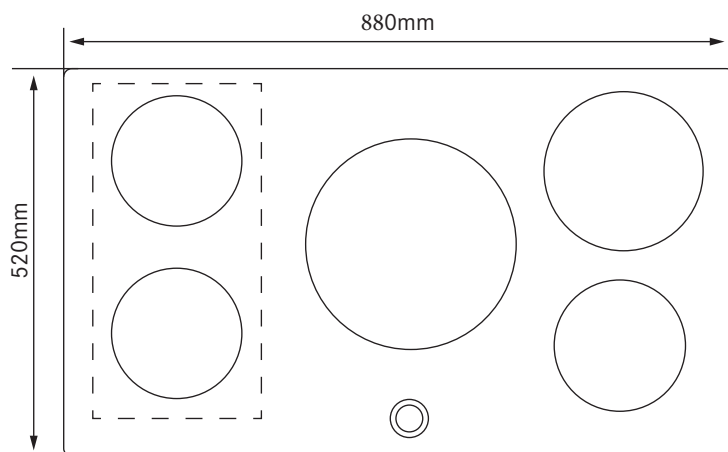
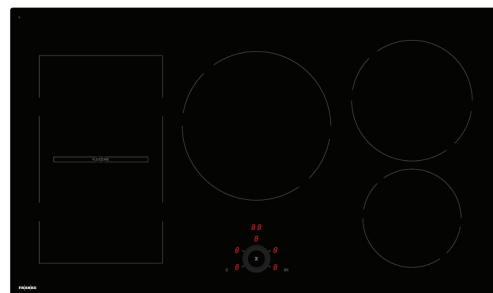


DESIGNER INDUCTION COOKTOP 88CM

SPECIFICATIONS

Recommended use	Domestic
Material	Black Glass
Colour availability	Black
Dimensions	880 x 520 x 54mm
Weight	15.2kg gross
Zones	5
Control type	Touch
Voltage / Frequency	220-240V / 50-60Hz
Max power W	7400 W
FR Capacity (W)	2400 W
BR Capacity (W)	2300 – 3000 W
FL Capacity (W)	1400 W
BL Capacity (W)	1400 – 2000 W
M Capacity (W)	2300 – 3000 W
Auto shut-off	Yes
Child lock	Yes
Overheat indicator	Yes
Power levels	11
Power connection	Hardwired



Dimensions are nominal measurements only

CLEANING RECOMMENDATIONS

Switch-off the appliance before cleaning.

Do not clean the hob if the glass is too hot because they are risk of burn.

Remove light marks with a damp cloth with washing up liquid diluted in a little water. Then rinse with cold water and dry the surface thoroughly. Highly corrosive or abrasive detergents and cleaning equipment likely to cause scratches must be absolutely avoided. Do not ever use any steam-driven or pressure appliance. Do not use any object that may scratch the ceramic glass. Ensure that the pan is dry and clean. Ensure that there are no grains of dust on your ceramic hob or on the pan. Sliding rough saucepans will scratch the surface. Spillages of sugar, jam, jelly, etc. must be removed immediately. You will thus prevent the surface being damaged. Damage caused by any improper treatment is not covered by the product warranty. Refer to Warranty Conditions.