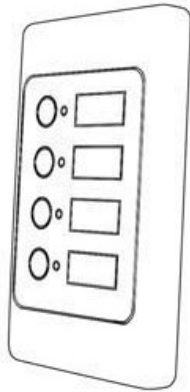


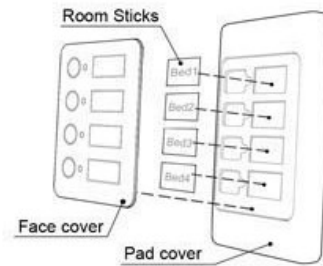
SZ-SW4

Touch Pad installation guide



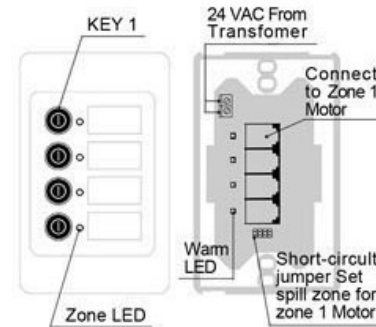
Smart Temp
www.smarttemp.com.au

This operates separate from the air-conditioning controls to provide on/off zoning for up to 4 zones per touch pad.



KIT CONTAINS:

1 to 4 zone Face cover X 4 (total)
Room sticks X 20
Touch pad X 1
Installation guide X 1



Spill(Common)zone feature

This feature is located on the back of the touch pad. Simply remove jumper from pins and select nominated spill zone. If the user turns all zones off the nominated zone will open.

Touch pad tone

This function gives the operator a touch sound when pressing the selected zone. To cancel or to reset press and hold KEY 1, the press KEY 2.

LED zone status indicator
Indicates which zone is active.

Warn LED status indicator
Indicates Zone Motor-Wiring Fault.

24 volt a/c power supply
Saves on installation costs with the quick cabling RJ12 Connections compared to 240v systems.

Smart Temp Australia P/L
www.smarttemp.com.au