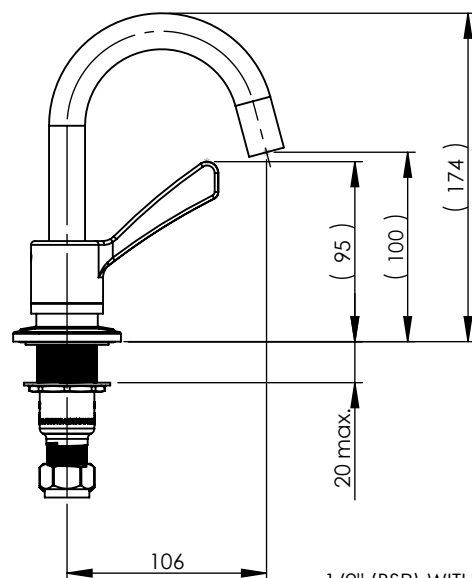
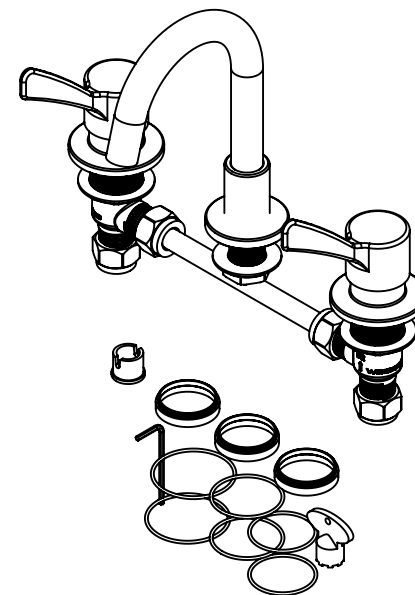
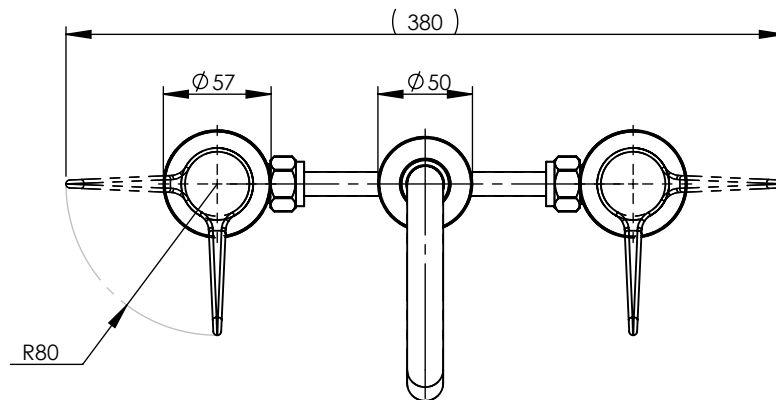


A

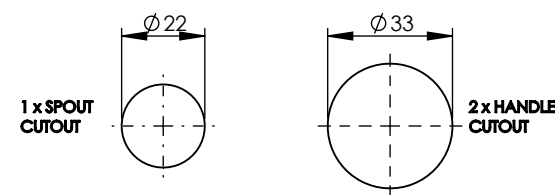
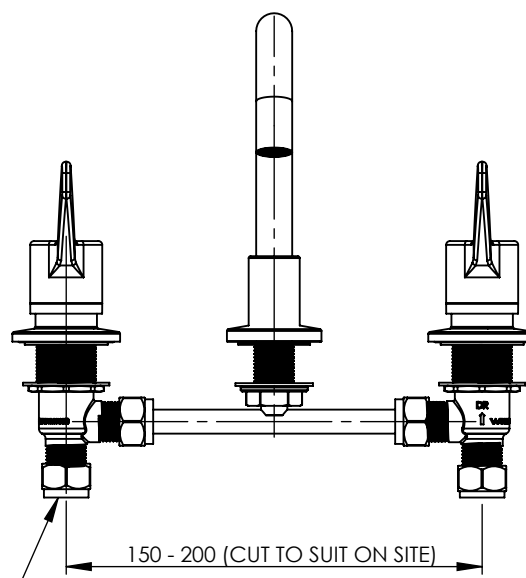
B

C

D



1/2" (BSP) WITH OLIVE  
COMPRESSION FITTING



INSTALLATION DETAIL  
(BENCH TOP CUTOUT)

CUT HOLES TO SUIT HANDLES  
AND OUTLET POSITIONS



ENWARE RESERVES THE RIGHT TO  
AMMEND PRODUCT  
SPECIFICATIONS AND DESIGNS  
WITHOUT NOTICE

#### GENERAL NOTES:

- DIMENSIONS ARE IN mm's
- DO NOT SCALE OFF DIMENSIONS
- TAPWARE TOLERANCE / 2 (EXCEPT WHERE STATED )
- SAFETY SANITARY AND CARE TOLERANCE / 5 (EXCEPT WHERE STATED )

This drawing is the  
property of Enware  
Australia Pty Ltd and  
may not be reproduced  
in full or part without the  
written consent of  
Enware Australia.



DRAWN	PK
CHECKED	RA
APPROVED	CL

**ENWARE**

9 Endeavour Rd,  
Caringbah, NSW, 2229

Ph. +61 2 8536 4000  
Email: info@enware.com.au

DRAWING NUMBER: LEV80306

REV: E.0

DESCRIPTION: LEVA80 BASIN SET W/SPC001

FINISH: CHROME PLATED

SIZE: A4

SCALE: 1:4

A

B

C

D