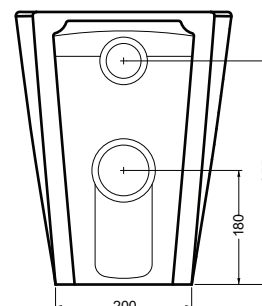
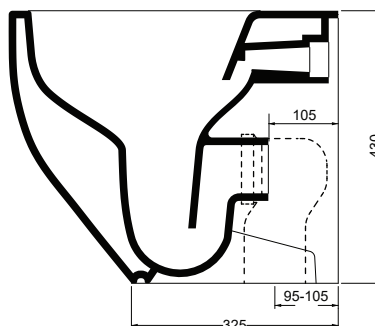
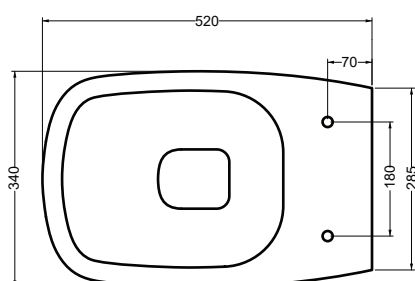


AXA

AXA FIVE RIMLESS BACK TO WALL PAN



SPECIFICATIONS

Recommended use	Domestic, hotel and commercial
Colour	White
Rim configuration	No Rim
Set out	S Trap: 95-105 mm P Trap: 180 mm fixed
Pan fixing	Fixed to floor and bedded with sealant
Seat	Matching top fix seat supplied with pan (soft close quick release)
Material	Vitreous china
Weight	Pan: 24kg
Flushing	4.5/3 litre dual flush
Warranty	15 years (refer to warranty)



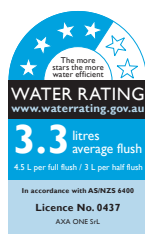
To see the complete AXA range go to www.reece.com.au/bathrooms

CLEANING RECOMMENDATIONS

We recommend the use of soapy water or approved bathroom cleaners.

This bathroom product should not be cleaned with abrasive materials.

Damage caused by any improper treatment is not covered by the product warranty - refer to Warranty Conditions.



Disclaimer: Products in this specification manual must by regulation be installed by licensed and registered trade people. The manufacturer/distributor reserves the right to vary specifications or delete models from their range without prior notification. Dimensions are nominal measurements only. Dimensions and set-outs listed are correct at time of publication however the manufacturer/distributor takes no responsibility for printing errors.

Tech Page Version 1

