



WOLFEN™

INSTALLATION MANUAL

2266985 Wolfen Timed Pillar Tap (6 Star) Lead Free



[Installation Details](#) | [Warranty](#)



WOLFEN™

CONTENTS

Intro	03
Technical Information	04
Installation Instructions	07
Maintenance/Cleaning	08
Warranty	10

Delivering unrivalled quality

Designed for absolute performance, Wolfen's commercial timed-flow tapware sets new standards in quality and durability. Ergonomic design combined with precision engineering ensures that every Wolfen product is easy-to-use and made to last. Here are just some of the many innovative features that make Wolfen timed-flow tapware the smart solution.

FEATURES

Delivering unrivalled quality

Designed for absolute performance, Wolfen's commercial timed-flow tapware sets new standards in quality and durability. Ergonomic design combined with precision engineering ensures that every Wolfen product is easy-to-use and made to last. Here are just some of the many innovative features that make Wolfen timed-flow tapware the smart solution.

Commercial durability features

- Solid brass body
- Hardwearing chrome plating

Installation and servicing

- Interchangeable head for easy maintenance

Run time

- 6 second run time

Accessibility

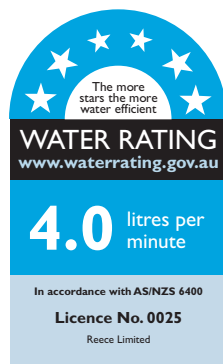
- Easy activation

Anti-vandal features

- Anti-vandal, non-turnable button
- Anti-vandal aerator

Application

- Schools
- Sporting Venues
- Gyms & Swimming Centres
- Train Stations & Airports
- Service Stations
- Public Washrooms



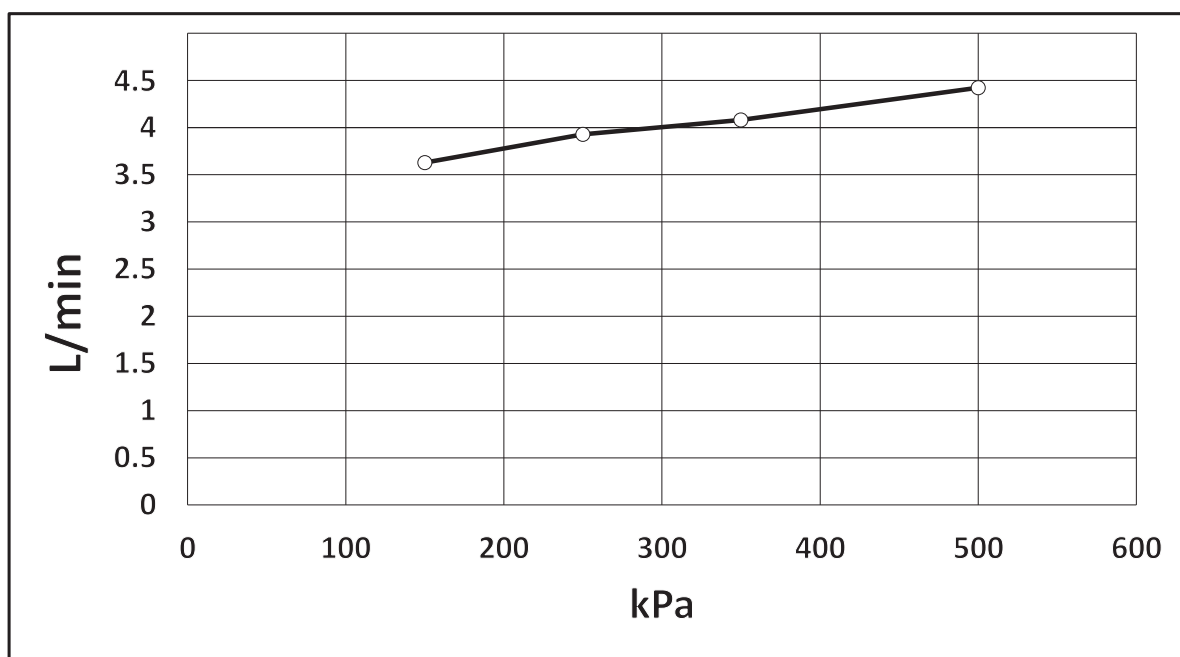
TECHNICAL INFORMATION

Model	Wolfen Timed-Flow Pillar Tap (6 Star) Lead Free
Product Code	2266985
Product Type	Timed-Flow Pillar Tap
Colour	Chrome
Finish	Polished
Material	Brass
Cartridge Type	Timed-Flow
Min Continuous Flow Working Pressure	100kPa
Max Continuous Flow Working Pressure	500kPa
Min Continuous Working Temperature	2°C
Max Continuous Working Temperature	50°C
WELS	6 Star Rating 4.0 Litres Per Minute



TECHNICAL INFORMATION

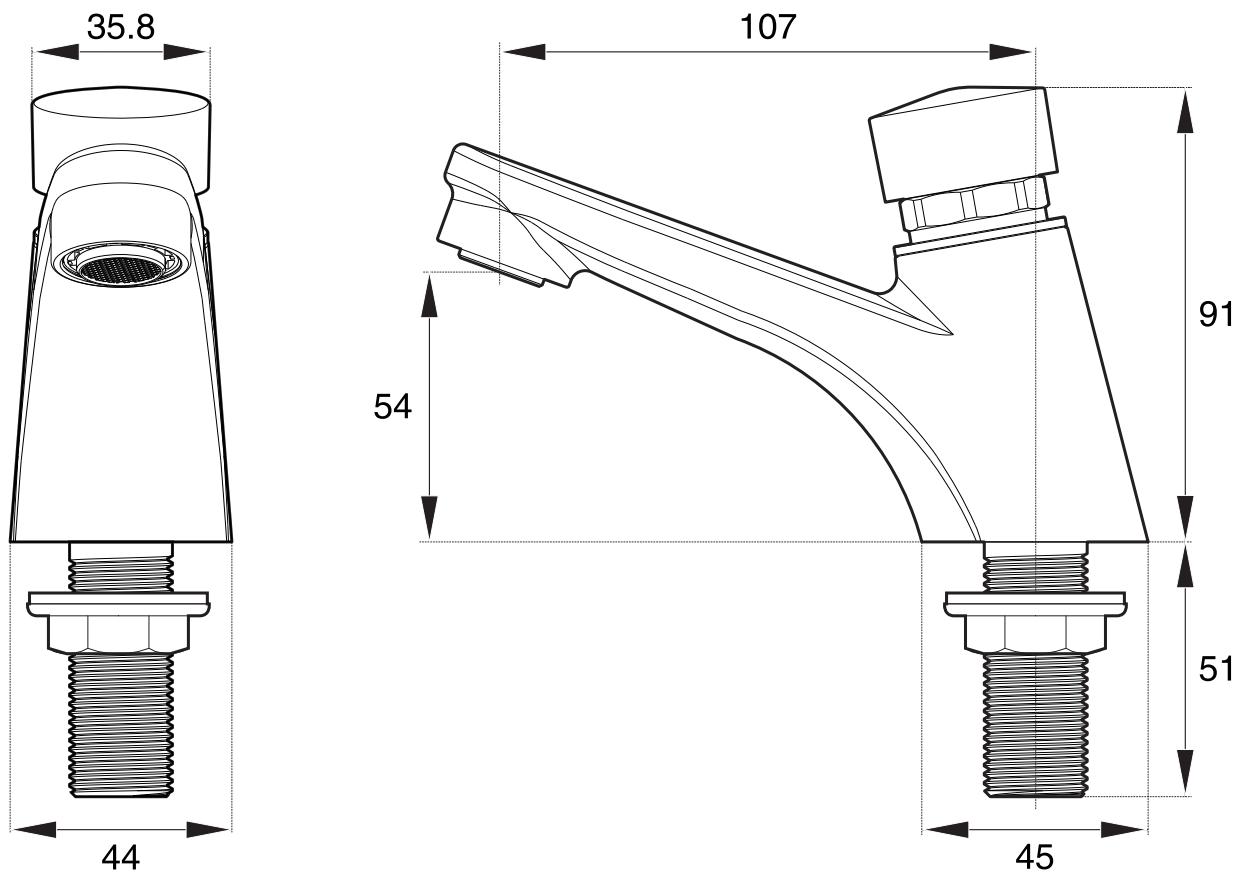
Wolfen Timed-Flow Pillar Tap (6*) Lead Free



TECHNICAL INFORMATION

Wolfen Timed-Flow Pillar Tap (6*) Lead Free

2266985



INSTALLATION INSTRUCTIONS

Important Note

The product must be installed to the requirements of AS/NZS 3500 by a qualified plumber. The product comes to you already factory assembled and tested. We do not recommend the dismantling of any internal part of the product. The products are factory tested and sealed so as to give the best performance.

Lead Free

In compliance with the lead free requirements of the National Construction Code Volume 3.

Wolfen Timed Pillar Tap (6 Star) Lead Free

2266985

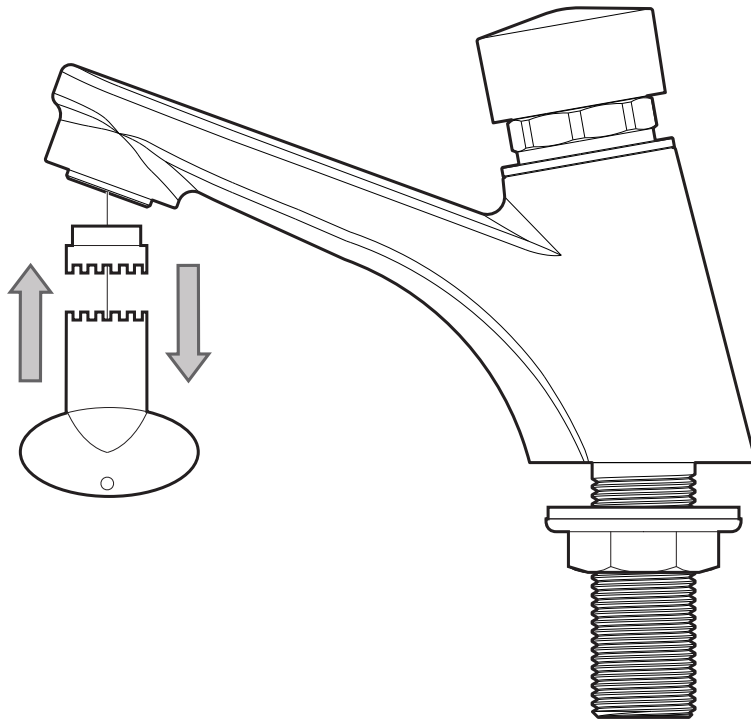
Installation

This bib tap requires G1/2" male threaded water supply nipple to be pre-installed in the wall. The nipple should project forward about 15mm from the finished wall surface.

1. Please flush out new pipe work prior to connecting the new Timed-Flow Pillar Tap, ensure pipework is clear of debris.
2. This tap has a recommended continuous flow working pressure of 100kPa to 500kPa.
3. Fit the tap into the basin tap hole & Hand tighten the back-nut, ensure the tap is centered correctly, and then tighten the back-nut securely with a tap wrench.
4. Connect the pipework to the tap threaded inlet.
5. Operate & check for leaks.

MAINTENANCE

Maintenance of the flow aerator



Note: For cleaning and maintenance of aerator, use key provided to remove and replace.
Cleaning may be required if there is a noticeable reduction in flow.

CLEANING

We recommend the use of soap water or approved cleaners. This product should not be cleaned with abrasive materials, acid, alkaline or ammonia-based household products. Damage caused by any improper treatment is not covered by the product warranty. Refer to Warranty Conditions.

REECE PRODUCT QUALITY GUARANTEE



You have purchased a quality product from Reece Australia Pty Ltd ABN 84 004 097 090 ("Reece"). This product is covered by a 5 year replacement product warranty and a 12 month warranty over spare parts and labour.

5 Year Warranty

This warranty covers faults in the product construction, material and assembly. Products which are within 5 years from the date of purchase, found upon inspection by an authorised Reece representative, to be defective in construction, material or assembly, will be repaired or exchanged with an equivalent product free of charge. Replaced items become Reece's property.

All replacement products will be available for collection without charge to the customer at the nearest Reece branch to the customer's location, or elsewhere as agreed between the customer and Reece.

Labour And Spare Parts

The labour for the replacement of products and spare parts to which this warranty applies will be supplied by Reece or relevant supplier using licensed plumbers engaged by Reece or relevant supplier within 1 year from the date of purchase. Spare parts other than those listed in the Manufacturer's Provisions above, which are within 1 year from the date of purchase found upon inspection by an authorised Reece representative to be defective in construction, material or assembly, will be replaced free of charge.

Warranty Conditions

This warranty will apply only under all of the following conditions:

- The item has been installed by a licensed plumber
- Failure is due to a fault in the manufacture of the product
- Proof of purchase (including the date of purchase) is provided
- The installation of the product is in accordance with the instructions provided

This warranty does not cover products purchased as an ex-display without being fully checked and tested for sale by the manufacturer.

This warranty does not include faults caused by:

- Unsuitable or improper use. Incorrect installation or installation not in accordance with the instructions provided.
- Installation or part installation by the purchaser or any person other than a LICENSED PLUMBER.
- Inadequate or complete lack of maintenance. Chemical, electrochemical or electrical influences.
- Harsh detergents or abrasive cleaners used on product finishes

EXCLUSIONS

To the fullest extent permitted by law, Reece excludes all liability for damage or injury to any person, damage to any property, and any indirect consequential or other loss or damage.

For all warranty queries customers are to contact the branch where the product was purchased. These details can be found on your purchase invoice.

CLAIM PROCEDURE

Our goods come with guarantees that cannot be excluded under the Australian Consumer Law. You are entitled to a replacement or refund for a major failure and for compensation for any other reasonably foreseeable loss or damage. You are also entitled to have the goods repaired or replaced if the goods fail to be of acceptable quality and the failure does not amount to a major failure.

Don't risk it, use a licensed plumber.™

IF AFTER CHECKING THE
INSTALLATION INSTRUCTIONS
AND IMPORTANT
INFORMATION, THE PROBLEM
HAS NOT BEEN IDENTIFIED,
CUSTOMERS ARE TO
CONTACT THE BRANCH
WHERE THE PRODUCT WAS
PURCHASED. THESE DETAILS
CAN BE FOUND ON YOUR
PURCHASE INVOICE.

General contact details for
Reece are as follows:

Reece Australia Pty Ltd

57 Balmain Street

Cremorne VIC 3121

+61 3 9274 0000

admin@reece.com.au



WOLFEN™

reece.com.au/wolfen