

Kado Lussi MKII Heated Towel Rail

SPECIFICATIONS

| | | |
|-----------------------|---|------|
| Recommended Use | Domestic, Hotel & Commercial | |
| Material | Copper Tube with Brass Fittings | |
| Colour/Finish Options | Chrome, Matte Black, Brushed Nickel, Brushed Gunmetal | |
| Electrical Connection | Plug-in or Hardwired | |
| Heating Method | Water Filled | |
| Power Entry | Bottom Wall Mount of Unit - Left or Right leg | |
| Power Wattage | 800x500 | 70W |
| | 800x800 and 1100x500 | 100W |
| | 1100x800 | 150W |
| Voltage | 240V | |
| IP Rating | IPX3 Plug In IPX5 Hardwired | |
| Standard | AS/NZS: 3350 | |

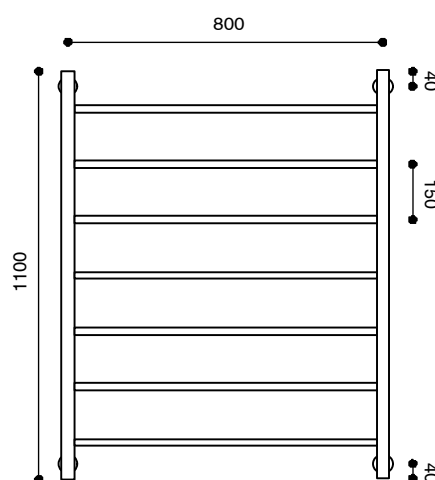
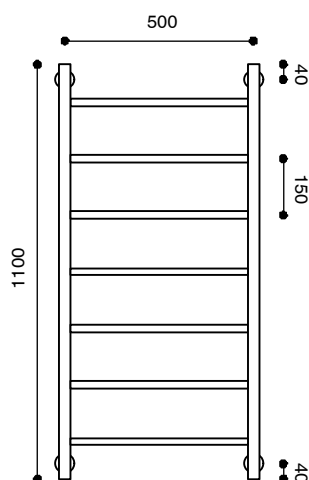
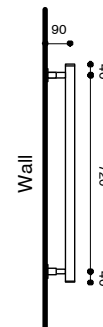
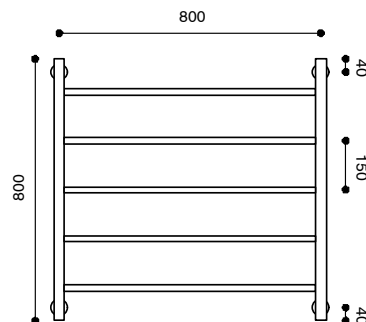
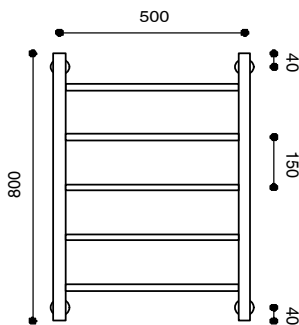
WARRANTY

| | |
|-------------------------|-----------|
| Warranty - Domestic Use | 10 Years |
| Heating Elements | 3 Years |
| Spare Parts & Labour | 12 Months |

Please refer to Warranty Page for full Terms and Conditions



To see the complete Kado range go to www.reece.com.au/bathrooms



Dimensions are nominal measurements only.

Disclaimer: Products in this specification manual must by regulation be installed by licensed and registered trade people. The manufacturer/distributor reserves the right to vary specifications or delete models from their range without prior notification. Dimensions are nominal measurements only. Dimensions and set-outs listed are correct at time of publication however the manufacturer/distributor takes no responsibility for printing errors.

Published 01/06/2021

