

Movement by Perfection



The Royal League in ventilation, control and drive technology



Product documentation

Type
FB045-VDA.4F.A4S

Article number
131092

Product documentation

Customer
Actrol

ZIEHL-ABEGG Contact
Kenz Zacharias
Tel. +61288832854
kenz.zacharias@ziehl-abegg.com.au

Project
Axial Fan

ZIEHL-ABEGG Subsidiary
Australia
ZIEHL-ABEGG Australia Pty Ltd (VIC)
181 Calarco Drive
Derrimut
VICTORIA 3030
AUSTRALIA
Phone +61 3 99310899
Fax +61 3 99310499
www.ziehl-abegg.com.au
info@ziehl-abegg.com.au

Type
FB045-VDA.4F.A4S

Article number
131092



Contents

1.	Product specification	3
2.	Characteristic Curve	4
3.	Drawing	5
4.	Connection diagram	6
5.	EU-Declaration of conformity	7

1. Product specification

Technical data

Article number	131092
Type	FB045-VDA.4F.A4S
Designation	Axial fan with sheet blades
Rated values	3~400V±10% D/Y 50Hz P ₁ 0,63/0,43kW 1.10/ 0.70A ΔI=10% 1330/ 970/min COSY 0,83 55°C
Electrical connection	Terminal box K62
Min. operating temperature °C	-40***
Mounting type terminal box	Mounted on Stator
Type of protection	IP54
Thermal class	THCL155
Connection diagram	1360-108XB
Rating plate	1x fixed
Fitting position	H/Vu/Vo
Motor protection	thermal contact
Impregnation	Moisture and hot climate protection
Quality of bearings	ball bearing with long-time lubrication
Material Rotor	Aluminium
Painting rotor	Rotor 1 coat painted
colour rotor	RAL 9005 (jet black)
Material blades	Aluminium
Painting impeller	1 coat painted
Colour blades	RAL 9005 (jet black)
Control	--
Weight kg	7,54
ErP Data	Efficiency η_{statA} : 32,0 % Efficiency grade: $N_{\text{actual}} = 40,0 / N_{\text{target}} = 40^*$ *ErP 2015

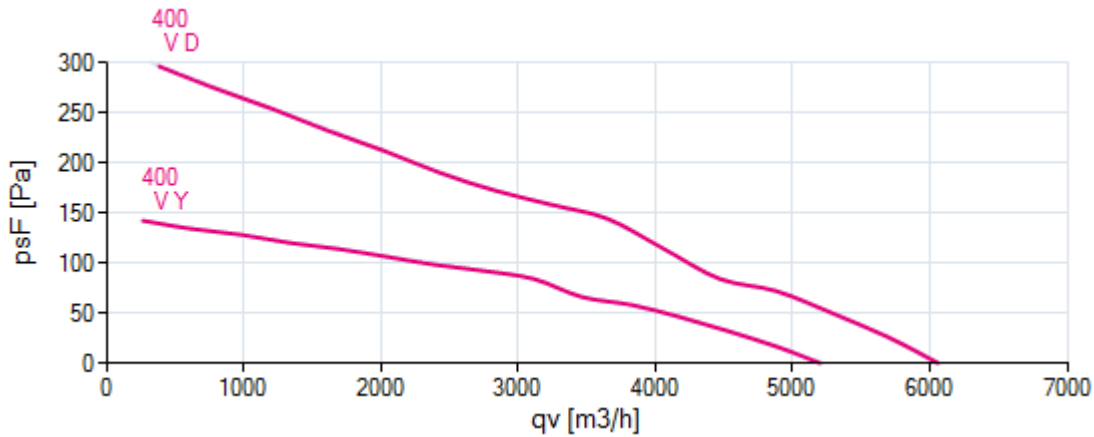
*** Occasional operation $\leq -20^{\circ}\text{C}$ and in consideration of lowest temperature according to product documentation permissible. For cooling applications with continuous operation $\leq -20^{\circ}\text{C}$ cold design on request.

2. Characteristic Curve

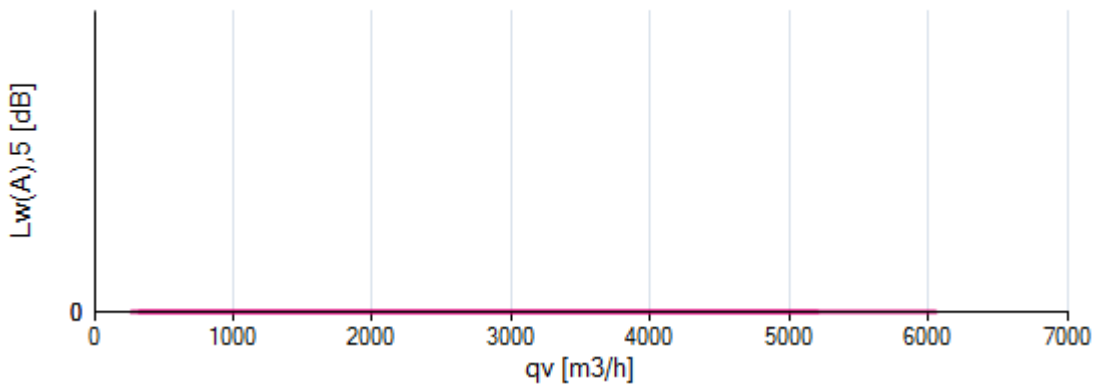
FB045-VDA.4F.A4S

3~ 400V 50Hz D Messdichte 1,16

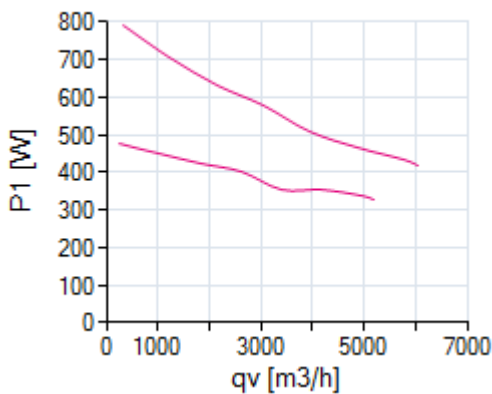
Air performance



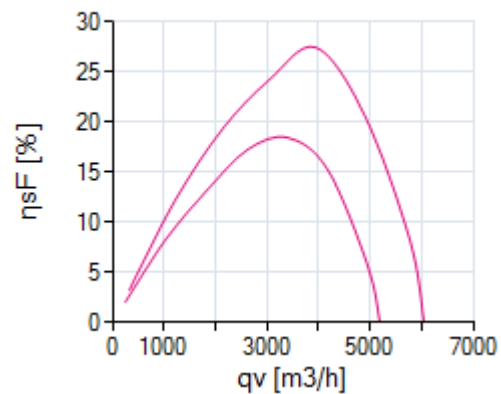
Acoustics



Power input



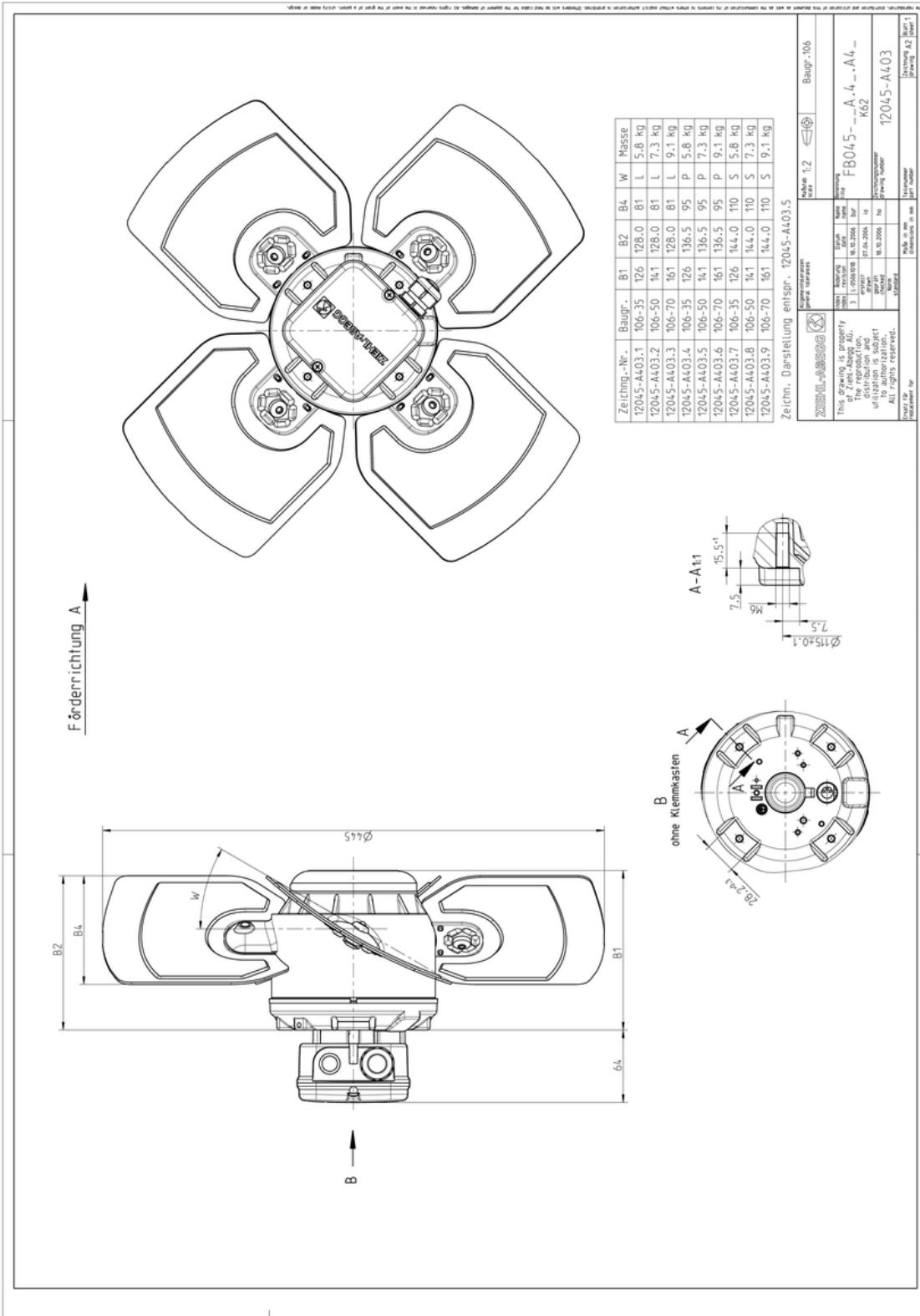
Efficiency



Please note: It's not allowed to use this fan in the stall area!*

*In doubt please ask your responsible ZIEHL-ABEGG sales contact.

3. Drawing



Dimensions in mm

Shown drawing is just to show the dimensions of the fan.

www.ziehl-abegg.com
29/05/2019 9:39:31 AM

Movement by Perfection | Bewegung durch Perfektion

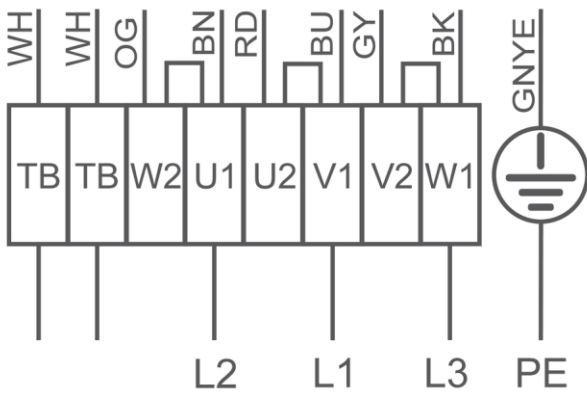
4. Connection diagram

1360-108XB

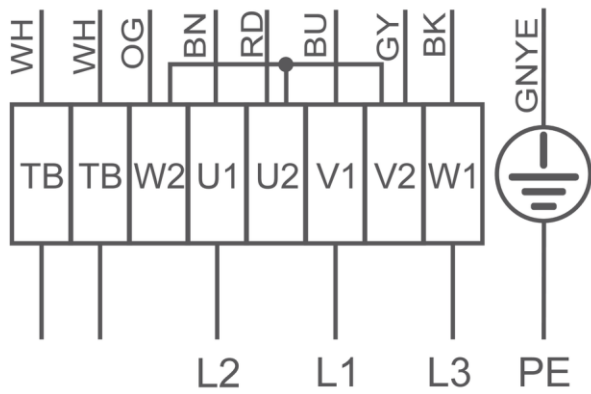
3~ motor, 2 speeds (Δ /Y switch over) with thermostatic switch (if built in). Without bridge when using speed change-over switch.

- BN brown
- BU blue
- BK black
- RD red
- GY grey
- OG orange
- WH white
- GNYE green-yellow

High speed/ Δ -connection



Low speed/Y-connection





The Royal League in ventilation, control and drive technology

Intelligent control technology for any application

ZIEHL-ABEGG system capabilities:
Everything from a single source – perfectly matched for optimal performance

Please contact us. We would be pleased to design an individual solution for your requirements.

We would like to welcome you on our worldwide exhibitions. Please find our next exhibitions [here](#).