

S U S S E X

Scala Floor Mount Basin Mixer Curved (5*)

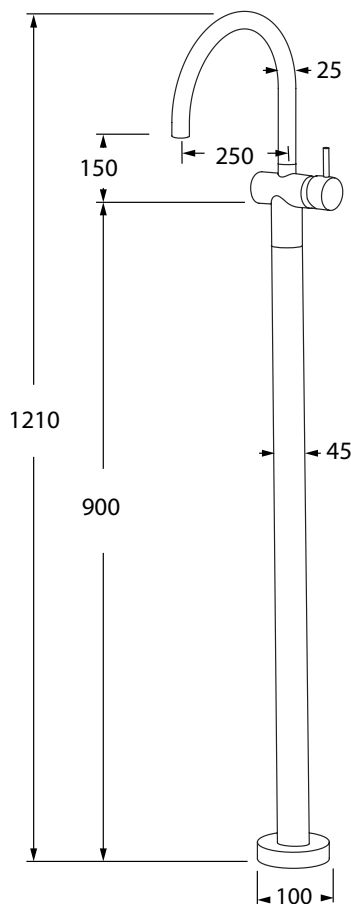

SPECIFICATIONS

Recommended Use	Domestic, Commercial, Hotel
Colour Variations	Chrome, Matte Black, Brushed Nickel, Brushed Gunmetal
Recommended Pressure Range	300 - 500Kpa
Max Continuous Working Pressure	500Kpa
Max Continuous Working Temperature	65 deg. C
Suitable for Storage Tank Hot Water	Yes
Suitable for Continuous Flow Hot Water	Yes
Suitable for Gravity Feed Hot Water	No

WARRANTY

Warranty - Domestic Use	15 Years
Spare Parts	5 Years
Labour	1 Year

Please refer to Warranty Page for full Terms and Conditions



Dimensions are nominal measurements only.

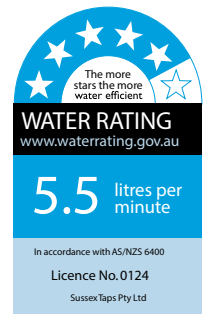
CLEANING RECOMMENDATIONS

We recommend the use of soapy water or approved cleaners. This product should not be cleaned with abrasive materials. Damage caused by any improper treatment is not covered by the product warranty. Refer to Warranty Conditions.

Disclaimer: Products in this specification manual must by regulation be installed by licensed and registered trade people. The manufacturer/distributor reserves the right to vary specifications or delete models from their range without prior notification. Dimensions are nominal measurements only. Dimensions and set-outs listed are correct at time of publication however the manufacturer/distributor takes no responsibility for printing errors.

Published 02/10/2019

To see the complete Milli range go to www.reece.com.au/bathrooms



AS/NZS 3718
LIC. 20081

