



Glacier 2 Sided Fixed Panel Shower System



SPECIFICATIONS

Recommended Use	Domestic, Hotel & Commercial
Material	Glass - 8mm Clear Toughened Safety Glass Base - Fibreglass reinforced Acrylic.
Options	Left or Right Hand Shower Trays
Hardware	Aluminium, Brass and Stainless Steel Hardware
Additional Inclusions	CristalCote Nano-Coated Glass
Variations Available	Hinged & Sliding screen options

WARRANTY

Warranty - Domestic Use	15 Years
Spare Parts & Labour	12 Months

Please refer to Warranty Page for full Terms and Conditions

To see the complete Glacier range go to www.reece.co.nz/bathrooms

CLEANING RECOMMENDATIONS

We recommend the use of soapy water or approved cleaners.

This product should not be cleaned with abrasive materials.

Damage caused by any improper treatment is not covered by the product warranty.

Refer to Warranty Conditions.

Dimensions are nominal measurements only.

Disclaimer: Products in this specification manual must by regulation be installed by licensed and registered trade people. The manufacturer/distributor reserves the right to vary specifications or delete models from their range without prior notification. Dimensions are nominal measurements only. Dimensions and set-outs listed are correct at time of publication however the manufacturer/distributor takes no responsibility for printing errors.

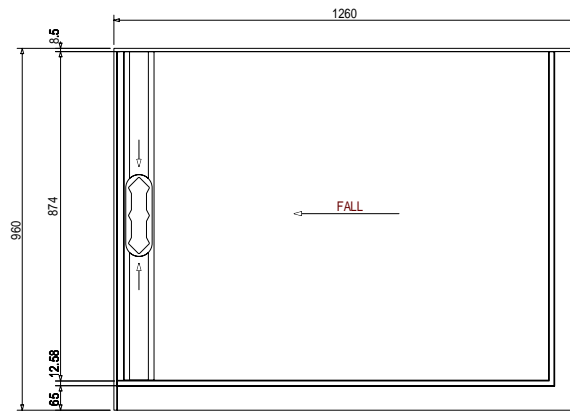
Published 25/09/18



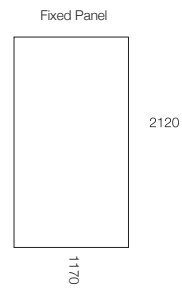


Glacier 2 Sided Fixed Panel Shower System 1200 x 900

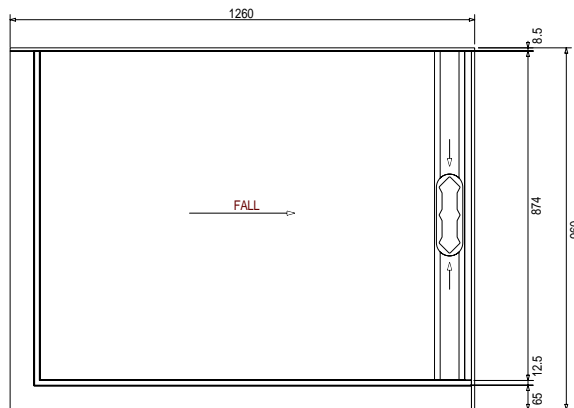
LH BASE




SCREEN OPTIONS



RH BASE



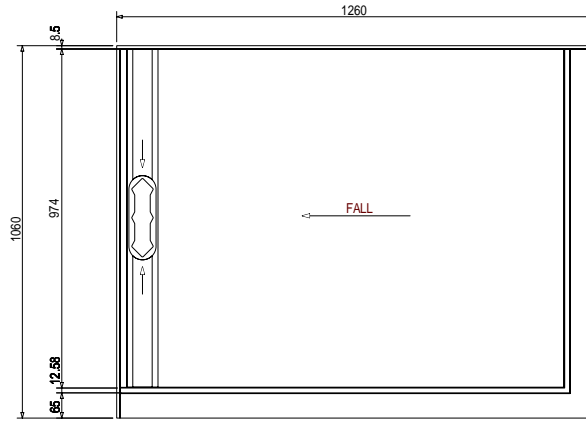
SCREEN OPTIONS






Glacier 2 Sided Fixed Panel Shower System 1200 x 1000

LH BASE

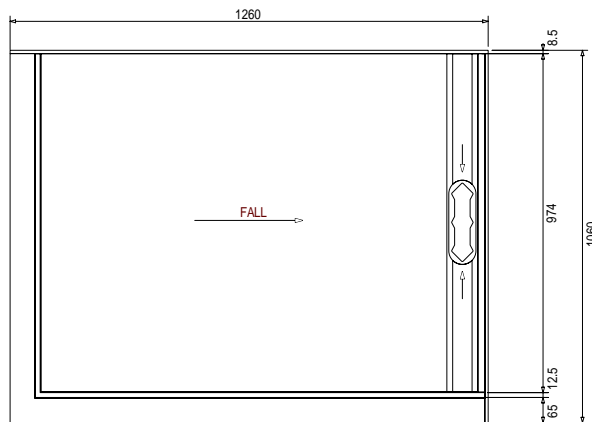


SCREEN OPTIONS

Fixed Panel



RH BASE



SCREEN OPTIONS

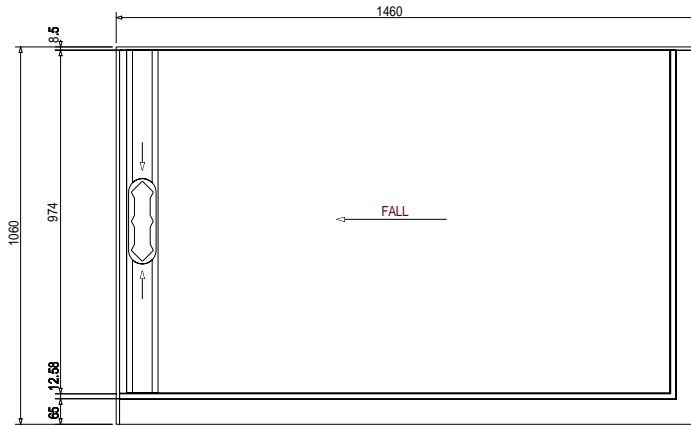
Fixed Panel



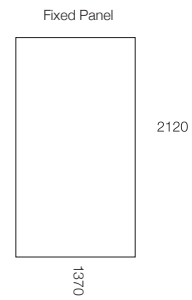


Glacier 2 Sided Fixed Panel Shower System 1400 x 1000

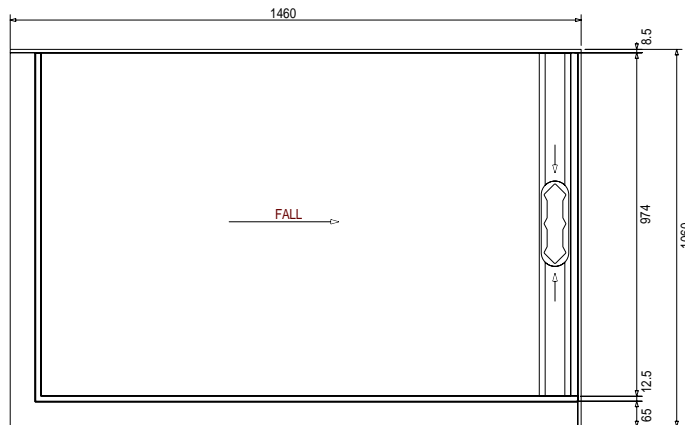
LH BASE



SCREEN OPTIONS



RH BASE



SCREEN OPTIONS

