



FRANKE

Sinks



INDEX

Our History	04
Our Future	05
Our Brand	06
Choosing Your Sink	12
All-In Accessories	15

SINKS & TAPS

Product Range Overview	16
Ancona	20
Bow Prep Centre	22
Bow	24
Fresno	27
Rapid	28
City	31
Taps	38



OUR HISTORY

Over one hundred years of passion

Making something wonderful rarely happens overnight, and Franke has been pushing the boundaries for over 100 years. Founded in 1911, Franke was built on a foundation of precision engineering combined with traditional craftsmanship. Over 100 years later, those principles endure, while a focus on the changing needs and lifestyles of our customers has helped us become the world's largest manufacturer of kitchen sinks.

SWISS PRECISION ENGINEERING

The Franke story began as a small sheet-metal business in Rorschach, Switzerland, established by Hermann Franke in 1911. Since then we've established efficient and economic manufacturing facilities all around the world.

Many things have changed in the past century, but what is always the same is a set of values, characterised by respect, trust and openness. The values of innovation, entrepreneurship, quality and stylish design were in the heart of Hermann Franke and continue to be at the heart of the business, as we enter a second century of smart and stunning design.

FRANKE OWNERS



Hermann Franke
1911 to 1939

Willi Pieper
1976 - 1988

Michael Pieper
1989 to present

SHAPING OUR FUTURE

Preserving the environment – shaping the future. As a company conscious of our responsibilities, we think and act today in the interests of the world of tomorrow. We work hand in hand with our partners, customers and suppliers to create a livable future where people can also thrive.

“We believe that sustainability means fairness to future generations” – this quote from Michael Pieper, owner of the Franke Group encapsulates our company ideals. We reconcile economics and ecology and make a proactive contribution towards sustainable development – with long-lasting products, recyclable materials and smart technologies. We use the global sustainable development goals and the United Nations Global Compact (UNGC) as a guide and framework on the path to a climate-neutral future.

Putting people at the heart of our sustainability

The foundation of our new sustainability strategy rests on the three pillars of the environment, employees and the company. When it comes to environment, we focus on the production and lifecycles of our products. As the market leader, creating reliable and innovative solutions with real added value is both a challenge and a source of motivation.


This exceptional quality enables customers to use our products for more than two decades – conserving resources in the process. We also feel an immense responsibility towards our employees, of which there are approximately 8700 around the world. Words like appreciation and trust aren't just empty phrases to us - they're deeply embedded in our company's DNA.

We help people to stay healthy and to make their professional aspirations a reality. Franke is synonymous with diversity, equal opportunities, cohesion and a company culture where people want to give their best and contribute their own ideas.



“We are intensifying our efforts within the Franke Group to manage our impact on environmental, social and governance matters. By setting and monitoring targets, we will be able to achieve lasting positive change.”

*Patrik Wohlhauser
CEO Franke Group*



Our ambition – net zero by 2040

We have clear goals that support our ambition to create a sustainable world for our customers, employees and society – for both today and tomorrow. Our vision at Franke is to become net CO₂ neutral in production by 2030, and net CO₂ neutral across the entire Franke value chain by 2040.

To accelerate our progress, we have prioritised sustainability as a strategic component that encompasses, supports, and shapes all of the Group's activities. This broader approach includes the environmental impact outside our direct operations – those generated throughout our products' lifecycles, such as materials and supply, distribution, product usage, and end of life.

Franke's design philosophy is focused on three key aspects: functionality, innovation, and aesthetics. The company aims to create products that are practical, user-friendly, and visually appealing, ensuring a seamless integration into any kitchen design.



Franke kitchen in the 1950's



Franke kitchen today



QUALITY AND CRAFTSMANSHIP



Franke is committed to producing high-quality products, using premium materials like stainless steel and Fraganite. The company invests in research and development, utilising advanced manufacturing techniques and strict quality control measures to ensure each product is crafted with precision and durability.



Aarburg, Switzerland HO



AWARDS



For over 110 years, Franke Designers have prided themselves in their craftsmanship when developing high-quality Swiss-made products. Timeless yet contemporary design has remained at the forefront of innovation at Franke, a promise that has been recognised globally, with over 120 awards won.



GLOBAL PRESENCE

Franke has a worldwide presence, with sales and service locations in over 40 countries. The company operates international production facilities and caters to different regional preferences, ensuring its products meet the diverse needs of customers across the globe.



FUTURE OUTLOOK

Franke continues to focus on growth, product development, and adapting to changing customer needs and market trends. The company is dedicated to creating innovative kitchen solutions that improve functionality and enhance the overall user experience while maintaining its commitment to quality, design, and sustainability.



ENVIRONMENTAL COMMITMENT

Franke is dedicated to minimising its environmental impact by implementing sustainable manufacturing practices and offering eco-friendly product options. The company focuses on energy efficiency, reducing waste, and using recyclable materials in its products and packaging.





CUSTOMER SERVICE

Franke places a strong emphasis on providing excellent customer service and support. The company offers comprehensive warranty programs and is dedicated to resolving customer concerns promptly and efficiently. Franke's customer support team is available to assist with product selection, installation, and maintenance.



CHOOSING YOUR PERFECT SINK

As the kitchen sink is seen as the heart of the kitchen, it's the perfect starting point for creating your dream kitchen. There are however certain functional considerations to take into account and the following information will help to ensure that your ideal sink is the perfect fit for your ideal kitchen.

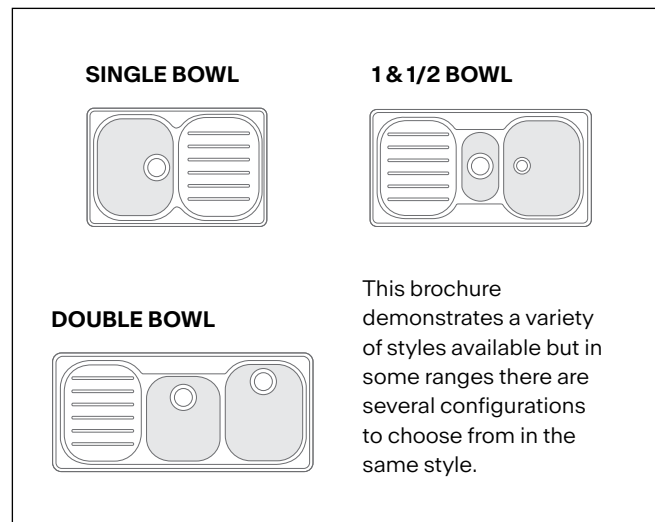


BOWL AND DRAINER CONFIGURATION

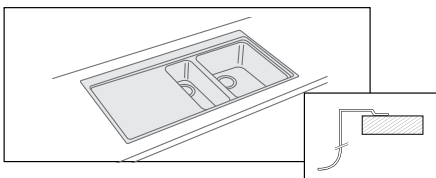
BOWL AND DRAINER CONFIGURATION

The type and position of your bowl depends on how you intend to use your sink. If you like room to clean large items like grill pans, a larger single bowl may be best for you, or for a multi-functional purpose, you may prefer the versatility of two separate working bowls.

The drainer location is also an important consideration. For many sinks you will need to choose the specific version you prefer - with drainer on the left or right hand side. Whereas other sinks are reversible which indicates the drainer can be positioned on either side.

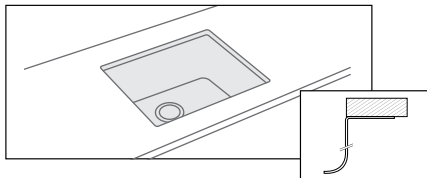


INSTALLATION TYPES



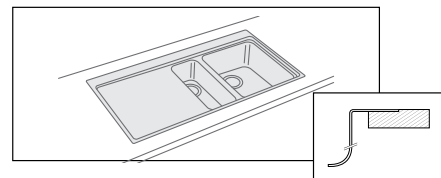
INSET SINKS

Inset sinks are installed from above into a pre-prepared hole in your benchtop. It gives you the widest range of sink shapes, sizes and styles to choose from.



UNDERMOUNT SINKS

Undermount sinks are installed underneath the benchtop and require a solid surface such as granite. They are not compatible with laminate work surfaces.



FLUSHMOUNT SINKS

Flushmount sinks feature a single thickness edge allowing a slim fit to the benchtop which can also be recessed resulting in a flush fit with the surface.

MATERIAL TYPES



STAINLESS STEEL

Franke stainless steel sinks are made from premium quality chrome nickel steel, which looks beautiful, is highly resistant to staining, rust and corrosion - plus it won't chip, flake or break.

It's the most popular material for a kitchen sink - and for good reason. Stainless steel has a timeless quality that sits beautifully in a traditional or contemporary style kitchen, offering beautiful design and a durability that helps keep it looking at its best for years.




FRAGRANITE

Fragranite is an exceptionally tough material containing 80% quartz and 20% resin to form a unique material with a subtle sheen that is warm to the touch.

Kitchens can be a critical location for spreading bacteria. On unprotected material, bacteria can multiply every 20 minutes making surfaces unhygienic. The integrated Sanitized® hygiene function in Fraganite sinks helps to keep this area clean and provides the sink with lasting protection.



LEADERS IN INNOVATION



Style and functionality make these award-winning sink accessories a wonderful addition to any kitchen. Designed to fit any sink, each component intuitively makes sense and guides your food preparation, cooking and cleaning up.

COMPATIBLE
WITH ALL
FRANKE
SINKS

ALL-IN ACCESSORIES PACK (2403079)



TELESCOPIC BRIDGE

Featuring extendable stainless steel rails with durable handles that will adjust to fit bowls up to 540mm. Incorporates small feet that sit against the sink edge to ensure a stable fit.



BAMBOO CHOPPING BOARD

With feet built into its underside, the bamboo board can be positioned above the sink rim, or securely fitted onto the bridge's stainless steel rails.



LARGE STRAINER BOWL

Made from Sanitized material, the large strainer has holes that mean it can be used as a colander for rinsing ingredients, for collecting peelings when preparing fruit or vegetables, or as a drainer for cutlery and utensils.



FOLDABLE SILICONE DRAINER MAT

Foldable for easy storage and with an inclined surface for use as a drainer, the pad is also heat resistant and can hold pots and pans straight from the hob or oven.

PRODUCT RANGE OVERVIEW

SINKS & TAPS

ANX 110-34 (2400799)



ANX 110-48 (2400800)



ANX 120 (2029811)



BWX 220-41/27 (2406002)



BWX 120-41/27 (2406001)



BXX 210-36 (2008348)



BXX 210-50 (2008350)



BXX 210-68 (2008349)



BXX 220-36/36 (2008351)



BXX 220-42/29 SBL (2008459)



FSG 611-88 CG (2402882)



MRG110-39MB (2414000)



Also available in SBR

Also available in onyx

Also available in onyx and polar white

MRG610-75FTLMB (2414009)



Also available in onyx and polar white

MRG110-75MB (2414012)



Also available in onyx and polar white

MRG620-36/36FTLMB (2414015)



Also available in onyx and polar white

MRG120-36/36MB (2414018)



Also available in onyx and polar white

MRG620-43/30FTLMB (2414021)



Also available in onyx and polar white

MRG120-43/30MB (2414024)



Also available in onyx and polar white

RPX 611-86 LHD (2008352)



Also available in right hand drainer

RPX 651 LHD (2008354)



Also available in right hand drainer

RPX 621 LHD (2008356)



Also available in right hand drainer

UCG 611-100 MB (2406925)



Also available in onyx and polar white

UCG 620-78 MB (2406931)



Also available in onyx and polar white

UCG 621 MB (2406928)



Also available in onyx and polar white

PRODUCT RANGE OVERVIEW

SINKS & TAPS

TA9531 (2003899)



TA9531B (2264953)



SINKS AND TAPS



ANCONA ANX 110-34 (2400799)



SPECIFICATIONS OVERVIEW

INSTALL TYPE	Undermount
OVERALL SIZE	370 x 430mm
BOWL SIZE	340 x 400 x 190mm / 25L
BOWL RADIUS	36mm
OVERFLOW	Yes
CUT-OUT SIZE	Template

ANCONA ANX 110-48 (2400800)



SPECIFICATIONS OVERVIEW

INSTALL TYPE	Undermount
OVERALL SIZE	510 x 430mm
BOWL SIZE	480 x 400 x 190mm / 36L
BOWL RADIUS	36mm
OVERFLOW	Yes
CUT-OUT SIZE	Template

AVAILABLE AII-IN ACCESSORIES PACK

2403079



Telescopic
Bridge



Large
Strainer Bowl



Chopping
Board



Silicone
Drainer Mat

ANCONA ANX 120 (2029811)



SPECIFICATIONS OVERVIEW

INSTALL TYPE	Undermount
OVERALL SIZE	770 x 450mm
BOWL SIZE	340 x 400 x 190mm / 25L (x2)
BOWL RADIUS	36mm
OVERFLOW	Yes
CUT-OUT SIZE	Template

AVAILABLE ALL-IN ACCESSORIES PACK

2403079



Telescopic
Bridge



Large
Strainer Bowl



Chopping
Board



Silicone
Drainer Mat



BOW PREP CENTRE BWX 220-41/27 (2406002)



SPECIFICATIONS OVERVIEW

INSTALL TYPE	Inset / Flushmount
OVERALL SIZE	790 x 510mm
BOWL SIZE	410 x 480 x 200mm / 39L 270 x 480 x 200mm / 26L
BOWL RADIUS	12mm
CUT-OUT SIZE	Template
OVERFLOW	Yes
CONFIGURATION	Reversible

Please note: accessories can be removed to make use of the second bowl.

AVAILABLE AII-IN ACCESSORIES PACK

2403079



Telescopic Bridge



Large Strainer Bowl



Chopping Board



Silicone Drainer Mat

INCLUDED ACCESSORIES



2407081
Chopping Board



2407082
Chopping Board



2407083
Wire Rack



2407084
Knife Set



2407085
Knife Holder



2407086
Strainer Bowl



2407087
Stainless Organiser



2407088
Remote Waste Push Button

BOW PREP CENTRE BWX 120-41/27 (2406001)



SPECIFICATIONS OVERVIEW

INSTALL TYPE	Undermount
OVERALL SIZE	820 x 520mm
BOWL SIZE	410 x 480 x 200mm / 39L 270 x 480 x 200mm / 26L
BOWL RADIUS	12mm
CUT-OUT SIZE	Template
OVERFLOW	Yes
CONFIGURATION	Reversible

Please note: accessories can be removed to make use of the second bowl.

AVAILABLE AII-IN ACCESSORIES PACK

2403079



Telescopic Bridge



Large Strainer Bowl



Chopping Board



Silicone Drainer Mat

INCLUDED ACCESSORIES



2407081
Chopping Board



2407082
Chopping Board



2407083
Wire Rack



2407084
Knife Set



2407085
Knife Holder



2407086
Strainer Bowl



2407087
Stainless Organiser



2407088
Remote Waste Push Button

BOW BXX 210-36 (2008348)



SPECIFICATIONS OVERVIEW

INSTALL TYPE Inset / Flushmount / Undermount

OVERALL SIZE 400 x 450mm

BOWL SIZE 360 x 410 x 200mm / 29L

BOWL RADIUS 12mm

OVERFLOW No

CUT-OUT SIZE Template

BOW BXX 210-50 (2008350)



SPECIFICATIONS OVERVIEW

INSTALL TYPE Inset / Flushmount / Undermount

OVERALL SIZE 540 x 450mm

BOWL SIZE 500 x 410 x 200mm / 41L

BOWL RADIUS 12mm

OVERFLOW No

CUT-OUT SIZE Template

AVAILABLE AII-IN ACCESSORIES PACK

2403079



Telescopic
Bridge



Large
Strainer Bowl



Chopping
Board



Silicone
Drainer Mat

BOW BXX 210-68 (2008349)



SPECIFICATIONS OVERVIEW

INSTALL TYPE Inset / Flushmount / Undermount

OVERALL SIZE 720 x 450mm

BOWL SIZE 680 x 410 x 200mm / 56L

BOWL RADIUS 12mm

OVERFLOW No

CUT-OUT SIZE Template

BOW BXX 220-36/36 (2008351)



SPECIFICATIONS OVERVIEW

INSTALL TYPE Inset / Flushmount / Undermount

OVERALL SIZE 782 x 450mm

BOWL SIZE 360 x 410 x 200mm / 28L (x2)

BOWL RADIUS 12mm

OVERFLOW No

CUT-OUT SIZE Template

AVAILABLE AII-IN ACCESSORIES PACK

2403079



Telescopic
Bridge



Large
Strainer Bowl



Chopping
Board



Silicone
Drainer Mat

BOW BXX 220-42/29 SBL (2008459)



SPECIFICATIONS OVERVIEW

INSTALL TYPE Inset / Flushmount / Undermount

OVERALL SIZE 780 x 450mm

BOWL SIZE 420 x 410 x 200mm / 34L
298 x 410 x 200mm / 24L

BOWL RADIUS 12mm

OVERFLOW No

CUT-OUT SIZE Template

BOW BXX 220-42/29 SBR (2008460)



SPECIFICATIONS OVERVIEW

INSTALL TYPE Inset / Flushmount / Undermount

OVERALL SIZE 780 x 450mm

BOWL SIZE 420 x 410 x 200mm / 34L
298 x 410 x 200mm / 24L

BOWL RADIUS 12mm

OVERFLOW No

CUT-OUT SIZE Template

AVAILABLE AII-IN ACCESSORIES PACK

2403079



Telescopic
Bridge



Large
Strainer Bowl



Chopping
Board



Silicone
Drainer Mat

FRESNO FSG 611-88 CG (2402882)

■ COPPER GREY ■ ONYX



SPECIFICATIONS OVERVIEW

INSTALL TYPE	Inset
OVERALL SIZE	860 x 458mm
BOWL SIZE	496 x 425 x 195mm / 41L
BOWL RADIUS	10mm
CUT-OUT SIZE	846 x 444mm
OVERFLOW	Yes
CONFIGURATION	Reversible

AVAILABLE AII-IN ACCESSORIES PACK

2403079



Telescopic Bridge



Large Strainer Bowl




Chopping Board



Silicone Drainer Mat



RAPID RPX 611-86 LHD (2008352)



SPECIFICATIONS OVERVIEW

INSTALL TYPE	Inset
OVERALL SIZE	860 x 500mm
BOWL SIZE	340 x 400 x 180mm / 24L
BOWL RADIUS	70mm
OVERFLOW	No
CUT-OUT SIZE	840 x 480mm

RAPID RPX 611-86 RHD (2008353)



SPECIFICATIONS OVERVIEW

INSTALL TYPE	Inset
OVERALL SIZE	860 x 500mm
BOWL SIZE	340 x 400 x 180mm / 24L
BOWL RADIUS	70mm
OVERFLOW	No
CUT-OUT SIZE	840 x 480mm

AVAILABLE AII-IN ACCESSORIES PACK

2403079



Telescopic
Bridge



Large
Strainer Bowl



Chopping
Board



Silicone
Drainer Mat


RAPID RPX 651 LHD (2008354)



SPECIFICATIONS OVERVIEW

INSTALL TYPE	Inset
OVERALL SIZE	1000 x 500mm
BOWL SIZE	340 x 400 x 180mm / 24L 160 x 300 x 125mm / 6L
BOWL RADIUS	70mm
OVERFLOW	No
CUT-OUT SIZE	980 x 480mm

RAPID RPX 651 RHD (2008355)



SPECIFICATIONS OVERVIEW

INSTALL TYPE	Inset
OVERALL SIZE	1000 x 500mm
BOWL SIZE	340 x 400 x 180mm / 24L 160 x 300 x 125mm / 6L
BOWL RADIUS	70mm
OVERFLOW	No
CUT-OUT SIZE	980 x 480mm

AVAILABLE ALL-IN ACCESSORIES PACK

2403079



Telescopic
Bridge



Large
Strainer Bowl



Chopping
Board



Silicone
Drainer Mat

RAPID RPX 621 LHD (2008356)



SPECIFICATIONS OVERVIEW

INSTALL TYPE	Inset
OVERALL SIZE	1160 x 500mm
BOWL SIZE	340 x 400 x 180mm / 24L (x2)
BOWL RADIUS	70mm
OVERFLOW	No
CUT-OUT SIZE	1140 x 480mm

RAPID RPX 621 RHD (2008357)



SPECIFICATIONS OVERVIEW

INSTALL TYPE	Inset
OVERALL SIZE	1160 x 500mm
BOWL SIZE	340 x 400 x 180mm / 24L (x2)
BOWL RADIUS	70mm
OVERFLOW	No
CUT-OUT SIZE	1140 x 480mm

AVAILABLE AII-IN ACCESSORIES PACK

2403079



Telescopic
Bridge



Large
Strainer Bowl



Chopping
Board



Silicone
Drainer Mat

CITY UCG 611-100

■ MATTE BLACK (2406925) ■ ONYX (2406923) □ POLAR WHITE (2406924)



Stainless steel waste kits and overflows come standard with onyx and polar white sinks.

SPECIFICATIONS OVERVIEW

INSTALL TYPE	Inset
OVERALL SIZE	1000 x 500mm
BOWL SIZE	490 x 427 x 190mm
BOWL RADIUS	25mm
OVERFLOW	Yes
CUT-OUT SIZE	964 x 464mm, corner radius = 15

CITY UCG 621

■ MATTE BLACK (2406928) ■ ONYX (2406926) □ POLAR WHITE (2406927)



Stainless steel waste kits and overflows come standard with onyx and polar white sinks.

SPECIFICATIONS OVERVIEW

INSTALL TYPE	Inset
OVERALL SIZE	1160 x 500mm
BOWL SIZE	350 x 427 x 190mm (x2)
BOWL RADIUS	25mm
OVERFLOW	Yes
CUT-OUT SIZE	1124 x 464mm, corner radius = 15

AVAILABLE AII-IN ACCESSORIES PACK

2403079



Telescopic Bridge



Large Strainer Bowl



Chopping Board



Silicone Drainer Mat

CITY UCG 620-78

■ MATTE BLACK (2406931) ■ ONYX (2406929) □ POLAR WHITE (2406930)



Stainless steel waste kits and overflows come standard with onyx and polar white sinks.

SPECIFICATIONS OVERVIEW

INSTALL TYPE	Inset
OVERALL SIZE	780 x 500mm
BOWL SIZE	359 x 425 x 220mm 332 x 364 x 200mm
BOWL RADIUS	15mm
OVERFLOW	Yes
CUT-OUT SIZE	744 x 464mm, corner radius = 15

CITY MRG110-39

■ MATTE BLACK (2414000) ■ ONYX (2414001) □ POLAR WHITE (2414002)



Stainless steel waste kits and overflows come standard with onyx and polar white sinks.

SPECIFICATIONS OVERVIEW

INSTALL TYPE	Undermount
OVERALL SIZE	410 x 440mm
BOWL SIZE	390 x 398 x 200mm / 29L
BOWL RADIUS	20mm
OVERFLOW	Yes
CUT-OUT SIZE	Refer to manual

AVAILABLE AII-IN ACCESSORIES PACK

2403079



Telescopic Bridge



Large Strainer Bowl



Chopping Board



Silicone Drainer Mat



CITY MRG610-75FTL

■ MATTE BLACK (2414009) ■ ONYX (2414010) □ POLAR WHITE (2414011)



SPECIFICATIONS OVERVIEW

INSTALL TYPE	Inset
OVERALL SIZE	787 x 530mm
BOWL SIZE	750 x 396 x 240mm
BOWL RADIUS	20mm
OVERFLOW	Yes
CUT-OUT SIZE	Refer to manual



Stainless steel waste kits and overflows come standard with onyx and polar white sinks.

CITY MRG110-75

■ MATTE BLACK (2414012) ■ ONYX (2414013) □ POLAR WHITE (2414014)



SPECIFICATIONS OVERVIEW

INSTALL TYPE	Undermount
OVERALL SIZE	788 x 453mm
BOWL SIZE	750 x 396 x 240mm
BOWL RADIUS	20mm
OVERFLOW	Yes
CUT-OUT SIZE	Refer to manual



Stainless steel waste kits and overflows come standard with onyx and polar white sinks.

AVAILABLE AII-IN ACCESSORIES PACK

2403079



Telescopic Bridge



Large Strainer Bowl



Chopping Board



Silicone Drainer Mat

CITY MRG620-36/36FTL

■ MATTE BLACK (2414015) ■ ONYX (2414016) □ POLAR WHITE (2414017)



SPECIFICATIONS OVERVIEW

INSTALL TYPE	Inset
OVERALL SIZE	787 x 530mm
BOWL SIZE	350 x 395 x 240mm (x2)
BOWL RADIUS	20mm
OVERFLOW	Yes
CUT-OUT SIZE	Refer to manual



Stainless steel waste kits and overflows come standard with onyx and polar white sinks.

CITY MRG120-36/36

■ MATTE BLACK (2414018) ■ ONYX (2414019) □ POLAR WHITE (2414020)



SPECIFICATIONS OVERVIEW

INSTALL TYPE	Undermount
OVERALL SIZE	788 x 453mm
BOWL SIZE	350 x 395 x 240mm (x2)
BOWL RADIUS	20mm
OVERFLOW	Yes
CUT-OUT SIZE	Refer to manual



Stainless steel waste kits and overflows come standard with onyx and polar white sinks.

AVAILABLE ALL-IN ACCESSORIES PACK

2403079



Telescopic Bridge



Large Strainer Bowl



Chopping Board



Silicone Drainer Mat

CITY MRG620-43/30FTL

■ MATTE BLACK (2414021) ■ ONYX (2414022) □ POLAR WHITE (2414023)



SPECIFICATIONS OVERVIEW

INSTALL TYPE	Inset
OVERALL SIZE	787 x 530mm
BOWL SIZE	424 x 395 x 240mm 297 x 395 x 240mm
BOWL RADIUS	20mm
OVERFLOW	Yes
CUT-OUT SIZE	Refer to manual

Featuring half height divider



Stainless steel waste kits and overflows come standard with onyx and polar white sinks.

CITY MRG120-43/30

■ MATTE BLACK (2414024) ■ ONYX (2414025) □ POLAR WHITE (2414026)



SPECIFICATIONS OVERVIEW

INSTALL TYPE	Undermount
OVERALL SIZE	788 x 453mm
BOWL SIZE	424 x 395 x 240mm 297 x 395 x 240mm
BOWL RADIUS	20mm
OVERFLOW	Yes
CUT-OUT SIZE	Refer to manual

Featuring half height divider



Stainless steel waste kits and overflows come standard with onyx and polar white sinks.

AVAILABLE AII-IN ACCESSORIES PACK

2403079



Telescopic Bridge



Large Strainer Bowl



Chopping Board



Silicone Drainer Mat



LOW DIVIDE, DEEP CAPACITY

MAKE YOUR SPACE WORK FOR YOU

It's no secret that your kitchen can get messy in the blink of an eye. But with a low-divide sink you can keep your mess in check. The double bowl allows you to multi-task with ease, while the low divide creates a larger single bowl perfect for cleaning oversized cookware and bakeware.

City sinks are equipped with deep capacity bowls that can easily fit baking trays, pots and pans to be washed with maximum ease.



OLTEN TA9531 (2003899)



SPECIFICATIONS OVERVIEW

STYLE	Pull-Out
CUT-OUT SIZE	ø 35mm
WELS	4 star / 7.5 Lpm
WELS REGISTRATION	T35089
FINISH	Stainless Steel

OLTEN TA9531B (2264953)



SPECIFICATIONS OVERVIEW

STYLE	Pull-Out
CUT-OUT SIZE	ø 35mm
WELS	4 star / 7.5 Lpm
WELS REGISTRATION	T35089
FINISH	Industrial Black Stainless Steel

TAP WARRANTY NOTICE

Franke taps purchased through Reece have a full 5 years parts and labour warranty and a further 10 years applies to the cartridge only, plus any faults in product construction, materials and assembly.

Large and heavy taps should ideally be mounted directly through the solid benchtop or fully supported from underneath. For all other swivel taps, we recommend the use of the Franke Tap Support Arm (provided with tap). Please ensure all Franke tapware is installed at a pressure of no greater than 500 kPa in accordance with AS/NZS3500 and insist that your plumber flushes all of the water supply lines before installing tapware. Failure to do so may void warranty.







50 YEAR WARRANTY*
Stainless Steel Sinks

50 YEAR WARRANTY*
Fragranite Sinks

15 YEAR WARRANTY*
Kitchen Mixers
5 year parts & labour
10 years cartridge

15 YEAR WARRANTY*
High Flow Water Filter

5 YEAR WARRANTY*
Waste Disposers

12 MONTH WARRANTY*
Waste Management

12 MONTH WARRANTY*
Accessories

FRANKE

As our policy is one of continual improvement, the manufacturer reserves the right to alter specifications without notice.

**For our nearest bathroom showroom.
Visit reece.co.nz**

Due to limitations in the printing process the colours in this brochure are a guide only. The manufacturer/distributor reserves the right to vary specifications or delete models from their range without prior notification. The manufacturer / distributor takes no responsibility for printing errors.

Franke sinks enjoy an extensive product warranty. Check product for details, terms and conditions apply. Domestic use only. See www.reece.com.au/warranties for more information.

(BROCHURE CODE 9501714 V2)

Franke Australia Pty Ltd
P.O Box 53171 Auckland Airport
Auckland 2150
New Zealand
Phone 09 964 0400
Fax 09 964 0401
HS-info.NZ@franke.com
www.franke.com



 www.franke.com

 facebook.com/FrankeAUS

 [@frankeaus](https://www.instagram.com/frankeaus)