

LAUFEN The New Classic Above Counter Basin 550mm x 380mm Matte White

1860673

SPECIFICATIONS

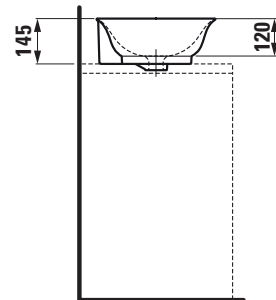
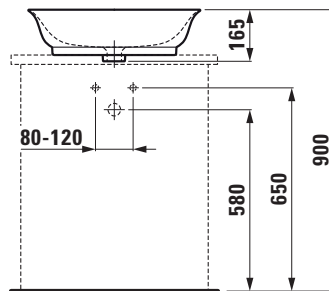
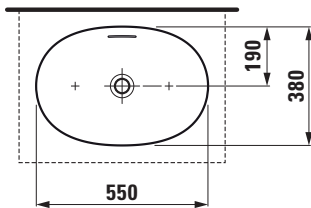
Recommended Use	Domestic, Hotel & Commercial
Material	SaphirKeramik
Basin Colour	White
Bowl Capacity	7.5 ltr
Weight	7.5 kg
Taphole Configuration	No Taphole
Overflow Configuration	No Overflow
Plug & Waste	Sold Separately
Tapware	Sold Separately



WARRANTY

Warranty - Domestic Use	15 Years
Spare Parts & Labour	12 Months

Please refer to Warranty Page for full Terms and Conditions



Dimensions are nominal measurements only.

CLEANING RECOMMENDATIONS:

We recommend the use of soapy water or approved cleaners. This product should not be cleaned with abrasive materials. Damage caused by any improper treatment is not covered by the product warranty. Refer to Warranty Conditions

Disclaimer: Products in this specification manual must by regulation be installed by licensed and registered trade people. The manufacturer/distributor reserves the right to vary specifications or delete models from their range without prior notification. Dimensions are nominal measurements only. Dimensions and set-outs listed are correct at time of publication however the manufacturer/distributor takes no responsibility for printing errors.

Published 09/10/2020

To see the complete LAUFEN range go to www.reece.com.au

