

A HIGHER LEVEL OF LIVING




INALTO?

APPLIANCE COLLECTION | 2021

AUSTRALIAN OWNED &
DESIGNED IN MELBOURNE

CREATED FOR ALL
AUSTRALIAN HOMES





OVER THE DECADES, THE MODERN
AUSTRALIAN HOME HAS CHANGED
VASTLY BUT TWO THINGS HAVE
REMAINED A CONSTANT...

GENEROSITY & HOSPITALITY

OUR PASSION IS TO
DESIGN & CREATE PRODUCTS
THAT ENCOURAGE GENEROSITY
& HOSPITALITY FOR ALL
AUSTRALIAN HOMES

1. IO60XL9T
60cm 9 Function Oven
2. ICG905W
90cm Gas Cooktop with Wok Burner
3. IUM90
90cm Integrated Rangehood
4. MC25BF
25L Built-in Microwave

THE
ELSTERNWICK
HOME

THE IVANHOE HOME

- 1. IO60XL9T
60cm 9 Function Oven
- 2. ICG905W
90cm Gas Cooktop with Wok Burner
- 3. IUM90
90cm Integrated Rangehood
- 4. MC25BF
25L Built-in Microwave

THE SURREY HILLS HOME

- 1. IO90XL10T
90cm 10 Function Oven
- 2. ICC905TB
90cm Ceramic Cooktop
- 3. IUM90
90cm Integrated Rangehood
- 4. DWI62CS
60cm Integrated Dishwasher



CHEF & RESTAURATEUR
ANDREAS PAPADAKIS



**EXPERT CRAFTSMANSHIP,
PREMIUM MATERIALS &
METICULOUS RESEARCH HAS
RESULTED IN AN SPECIALISED
COLLECTION OF OVENS,
COOKTOPS, RANGEHOODS,
DISHWASHERS, REFRIGERATION
& OUTDOOR APPLIANCES**

Our story began when a team of industry specialists and appliance experts came together in identifying a space of notable weakness in the modern Australian kitchen appliance market: a lack of mid-range appliances with both high functionality and contemporary styling. With the guidance of a leading European design house and renowned Melbourne-based chef, Andreas Papadakis, our design team has shaped a range of products that centre on functionality with polished European aesthetics and affordability kept firmly in mind.

At InAlto, we understand the demands of the Australian kitchen. While functionality and aesthetics are important, these would be rendered useless without durability. All of our manufacturing partners have been specifically selected due to their exemplary reputations, some of which have over 45 years of industry experience. Furthermore, each and every product in the InAlto range is hand inspected and tested by an internationally accredited quality control and assurance inspection team, ensuring that the InAlto quality promise is firmly met.

All InAlto products now come with up to a three year warranty! Each new appliance automatically comes with a two year manufacturer's warranty from the date of purchase. Simply register within 90 days of purchase* and InAlto will extend the manufacturer's warranty to three years, free of charge.

* If a product is not registered within 90 days of purchase, the manufacturer's warranty will be two years from the date of purchase.



THE CONTENTS

16
OVENS

40
DISHWASHERS

22
FREESTANDING
COOKERS

44
COMPANION
PRODUCTS

26
COOKTOPS

48
OUTDOOR

34
RANGEHOODS

53
THE DETAILS

THE OVENS



Whether you're a growing family or a retired couple, a bachelor/bachelorette or an investor, InAlto has an oven for every home.

Featuring impressive capacities and thoughtful safety features such as the cool-touch glass doors or easy-slide chrome side racks, the exemplary specifications of the range are mirrored by modern European design.

The IO60XL range of ovens are designed for the modern Australian family. The XL gross capacity of 85L is big enough to cook a family roast with multiple trays, while the push-pull knobs not only offer ease of cleaning but also stop little fingers from fiddling. Finished in black optical glass with stainless steel trim, the range is both modern and timeless, suiting a variety of kitchen designs.



60cm 5 Function Oven
Minute Timer

MODEL / IO60XL5M

5 Functions:
→ Fan-forced, Grill, Grill with Fan,
Defrost, Light

XL 85L gross capacity
Push pull knobs
120 minute minder timer
Cavity cooling system
Oven ventilation system
Chrome side racks (5 positions)
Three interior lights
Triple layered cool touch glass door
Easy-to-remove door hinges
Black glass door with s/steel trim

Included Accessories:
Enamelled baking tray, Chrome baking
tray insert, Chrome shelf with safety lock

DIMENSIONS (H, W, D): 595 x 595 x 575MM
CUT-OUT* (H, W, D): 590+5 x 560 x 560MM



60cm 5 Function Oven
Programmable Timer

MODEL / IO60XL5T

5 Functions:
→ Fan-forced, Grill, Grill with Fan,
Defrost, Light

XL 85L gross capacity
Push pull knobs
Programmable clock/timer
Cavity cooling system
Oven ventilation system
Chrome side racks (5 positions)
Three interior lights
Triple layered cool touch glass door
Easy-to-remove door hinges
Black glass door with s/steel trim

Included Accessories:
Enamelled baking tray, Chrome baking
tray insert, Chrome shelf with safety lock

DIMENSIONS (H, W, D): 595 x 595 x 575MM
CUT-OUT* (H, W, D): 590+5 x 560 x 560MM



60cm 9 Function Oven
Programmable Timer

MODEL / IO60XL9T

9 Functions:
→ Conventional, Fan-forced, Fan Assist,
Full Grill, Full Grill with Fan, Lower
Element, Pizza Function, Defrost, Light

XL 85L gross capacity
Push pull knobs
Programmable clock/timer
Cavity cooling system
Oven ventilation system
Chrome side racks (5 positions)
Three interior lights
Triple layered cool touch glass door
Easy-to-remove door hinges
Black glass door with s/steel trim
Telescopic runners

Included Accessories:
Enamelled baking tray, Chrome baking
tray insert, Chrome shelf with safety lock

DIMENSIONS (H, W, D): 595 x 595 x 575MM
CUT-OUT* (H, W, D): 590+5 x 560 x 560MM

Introducing InAlto Care ovens, a range designed around ease of use and enhanced safety without compromising on contemporary design or the latest functionality. Featuring thoughtful features such as magnified typography, easy-grip knobs, telescopic runners and auto-power off.



60cm Side Opening Oven
Minute Minder Timer


MODEL / IOSO605M

5 Functions:
→ Fan-forced, Grill, Grill with Fan, Defrost, Light

67L cavity
Triple glazed cool touch door
180° Side opening door (hinged RHS)
Easy grip knobs
Minute minder timer
Black glass door with s/steel trim
Removable chrome side racks
1 x telescopic runner

Included Accessories:
1 x wire rack, 1 x baking tray

DIMENSIONS (W, D, H): 595 x 545 x 595MM
CUT-OUT* (W, D, H): 597 x 596 x 600MM



60cm Side Opening Oven
Programmable Timer

MODEL / IOSO605T

5 Functions:
→ Fan-forced, Grill, Grill with Fan, Defrost, Light

67L cavity
Triple glazed cool touch door
180° Side opening door (hinged RHS)
Easy grip knobs
Touch control programmable clock/timer
Black glass door with s/steel trim
Removable chrome side racks
1 x telescopic runner

Included Accessories:
1 x wire rack, 1 x baking tray

DIMENSIONS (W, D, H): 595 x 545 x 595MM
CUT-OUT* (W, D, H): 597 x 596 x 600MM



60cm Front Opening Oven
Minute Minder Timer

MODEL / IO607M

7 functions
→ Defrost, Pastry Bake, Fan Grill, Grill, Fan Bake, Bake, Light

83L cavity
Triple glazed cool touch door
Easy grip knobs
Minute minder timer
Black glass door with s/steel trim
Removable chrome side racks
1 x telescopic runner

Included Accessories:
1 x wire rack, 1 x baking tray

Note: This model is for projects only.
For more information, please contact your InAlto sales representative.

DIMENSIONS (W, D, H): 594 x 569 x 594MM
CUT-OUT* (W, D, H): 564 x 595 x 595MM

* Ventilation is required, please see installation manual for details

Designed for families and those that love to entertain, the 90cm models are finished in InAlto's signature striking black optical glass with stainless steel trim. Designed for multi-shelf cooking, these are two of the largest built-in ovens on the market.



90cm 10 Function Oven
Programmable Timer

MODEL / IO90XL10T

10 Functions:
→ Conventional, Defrosting, Fan, Fan bake, Grill, Maxi grill, Maxi grill with Fan, Bottom element, ECO, Light

XL 103L capacity
Push pull knobs
Touch control programmable LED timer
50°–250°C temperature range
Cavity cooling system
Triple layered cool touch glass door
Easy-to-remove door hinges
Black glass door with s/steel trim
Stainless steel side racks
2 x Interior lights

DIMENSIONS (W, D, H): 900 x 545 x 480MM
CUT-OUT* (W, D, H): 860 x 550-560 x 475+2MM

* Ventilation is required, please see installation manual for details



90x60cm 9 Function Oven
Programmable Timer

MODEL / IO9060XL9T

9 Functions:
→ Conventional, Fan-forced, Fan Assist, Lower Element, Grill, Full Grill, Full Grill with Fan, Defrost, Light

Made in Europe
XXL 129L capacity
Push pull knobs
Touch control programmable LED timer
50°–250°C temperature range
Cavity cooling system
Triple layered cool touch glass door
Easy-to-remove door hinges
Black glass door with s/steel trim
Stainless steel side racks
2 x Interior lights

DIMENSIONS (W, D, H): 898 x 570 x 595MM
CUT-OUT* (W, D, H): 860 x 575 x 580MM

For those who love to create new dishes or put on a feast for friends, the double oven has been designed for you. With two independent ovens you can cook multiple dishes simultaneously.



60cm Double Oven
Programmable Timer

MODEL / IDO6013T

- 13 Functions (4 Top, 8 Bottom)
- Light, Grill, Maxi Grill, Conventional Heat
 - Light, Defrost & Cooling, Grill + Fan, Maxi Grill, Grill, Fan Bake, Conventional Heat, Bake, Fan Forced

- Top oven capacity: 35L
Bottom oven capacity: 72L
Push pull knobs
Touch control LED timer
Cavity cooling system
Double-glazed cool touch top door
Triple-glazed cool touch main door
Black glass door with s/steel trim
Stainless steel side racks

- Included Accessories:
4 x Grill shelves, Grill rack insert,
Enamelled baking tray, Deep baking tray

DIMENSIONS (W, D, H): 595 x 569 x 888MM
CUT-OUT* (W, D, H): 560 x 500-550 x 880MM

* Ventilation is required, please see installation manual for details



Easy Clean

All InAlto ovens feature easy-to-remove doors with quick release hinges, making cleaning your oven door easier than ever



Designer Finishes

Black optical glass creates a luxurious finish, beautifully reflecting the world around the oven, while the matt black handles float effortlessly



Functionality

Telescopic runners provide support for your meals, making it easier and safer to place or remove them from the oven

1. IO9060XL9T
90x60 9 Function Oven
2. ICG905W
90cm Gas Cooktop with Wok Burner
3. IUM90
90cm Integrated Rangehood



THE FREESTANDING COOKERS



Powerful, large and taking cues from the commercial kitchen, the freestanding cooker is a defined statement in any kitchen. InAlto's range offers both dual fuel and induction, finished in black glass with stainless steel and available in a freestanding or pillar design.

The dual fuel range of freestanding cookers have been designed for the home cook that wants the passion of gas cooking combined with a large convection oven for multi-shelf cooking.



90cm Freestanding
Dual Fuel Cooker

MODEL / IU9EGB

Cooktop

5 burner gas cooktop with wok burner
Italian made Defendi burners
Cast iron trivets
Flame failure safety

Oven

9 Functions:

→ Conventional, Fan-forced, Fan Assist,
Lower Element, Grill, Full Grill,
Full Grill with Fan, Defrost, Light

121L oven capacity

Twin fans for quick pre-heat
Cavity cooling system
Stainless steel & black glass finish
Programmable LED timer
Thermostatically controlled grill
Triple glazed cool touch door
Height adjustable feet
Two chrome safety shelves

DIMENSIONS (H, W, D): 595 x 595 x 575MM
CUT-OUT* (H, W, D): 590+5 x 560 x 560MM



90cm Freestanding
Dual Fuel Cooker

MODEL / RU9EGB

Cooktop

5 burner gas cooktop with wok burner
Italian made Defendi burners
Cast iron trivets
Flame failure safety

Oven

9 Functions:

→ Conventional, Fan-forced, Fan Assist,
Lower Element, Grill, Full Grill,
Full Grill with Fan, Defrost, Light

121L oven capacity

Rotisserie
Twin fans for quick pre-heat
Cavity cooling system
Stainless steel & black glass finish
Programmable LED timer
Thermostatically controlled grill
Triple glazed cool touch door
Height adjustable feet
Two chrome safety shelves
Self-cleaning catalytic liners
Black Optical glass door

DIMENSIONS (H, W, D): 595 x 595 x 575MM
CUT-OUT* (H, W, D): 590+5 x 560 x 560MM



90cm Freestanding
Dual Fuel Cooker

MODEL / IUC9010S

Cooktop

5 burner gas cooktop with wok burner
Brass burners
Heavy duty cast iron trivets
Flame failure safety

Oven

10 Functions:

→ Light, Bake (Conventional), Fan-forced,
Fan Assist, Fan Forced Bake, Roast,
Full Grill, Half Grill, Pastry bake + Pizza,
Defrost

Contemporary pillar design

10 functions

115L oven capacity

Twin fans for quick pre-heat
Cavity cooling system
Stainless steel & black glass finish
Touch control programmable timer
Triple glazed cool touch door
Thermostatically controlled grill
Two lights
Two chrome safety shelves
Bottom warming drawer

DIMENSIONS (H, W, D): 595 x 595 x 575MM
CUT-OUT* (H, W, D): 590+5 x 560 x 560MM

All around the world, professional chefs are embracing induction cooking due to the precision, speed and efficiency that gas cannot match. The InAlto freestanding cooker with induction cooktop is designed for the home cook that wants the look of a cooker with the precision of induction.



90cm Freestanding Cooker with Induction Cooktop

MODEL / RU9EIB

Cooktop
5 zone induction cooktop including 1 large extendable zone
Touch controls
15 Power levels + Boost

Oven
9 Functions:
→ Conventional, Fan-forced, Fan Assist, Lower Element, Grill, Full Grill, Full Grill with Fan, Defrost, Light

Electric under-knob ignition
112L oven capacity
Rotisserie
Twin fans for quick pre-heat
Cavity cooling system
Stainless steel & black glass finish
Programmable LED timer
Thermostatically controlled grill
Triple-glazed removable door
Height adjustable feet
Two chrome safety shelves
Self-cleaning catalytic liners

DIMENSIONS (W, D, H): 595 x 569 x 888MM
CUT-OUT* (W, D, H): 560 x 500-550 x 880MM

* Ventilation is required, please see installation manual for details



Designed to Last

The brass burners on the IUC9010S are not just for good looks. As brass is more corrosion resistant, has a higher tolerance to wear and tear and provides superior heat retention, they distribute heat more evenly and last longer than any other types of burners.



Designed to Help

The induction cooktop on the RU9EIB has been designed to help you while you cook. The touch slide controls are responsive and quick, while the extendable zone offers versatility that a lot of induction cooktops don't have, giving you greater flexibility with your pots and pans.



THE COOKTOPS



Passion, simplicity or precision? Gas, electric or induction? Choosing a cooktop can be overwhelming!

Gas, electric and induction cooktops are loved by passionate home cooks all around the world for different reasons. The InAlto range is created for all Australian homes and all cooking styles. With this in mind, they are designed to allow flexibility to suit the multi-cultural way we now cook—stir fry on Monday night followed by steak on Tuesday, easy!

Stainless steel cooktops look like they should last forever but not all are made the same. InAlto stainless steel gas cooktops have been designed with longevity in mind and are manufactured from 304 grade stainless steel. The range all have Italian made Defendi burners and flame failure safety devices for peace of mind.



60cm Gas Cooktop

MODEL / ICG6F

4 burners
304 grade stainless steel finish
Electronic under-knob ignition
Enameled trivets
Natural gas or LPG
Flame failure safety device
Front control operation
Italian made Defendi burners

DIMENSIONS (H, W, D): 40 x 600 x 510MM
CUT-OUT (W, D): 560 x 480MM



60cm Gas Cooktop
with Wok Burner

MODEL / ICGW60S

4 burners inc. 1 wok burner
Triple crown wok burner
304 grade stainless steel finish
Electronic under-knob ignition
Stainless steel control knobs
Cast iron trivets
Natural gas or LPG
Flame failure safety device
Side control operation
Italian made Defendi burners

DIMENSIONS (H, W, D): 40 x 600 x 510MM
CUT-OUT (W, D): 560 x 480MM



Thoughtful Design

The ICGW range features glass panels with the controls screenprinted underneath the panel. Not only does this look great, but it also means the controls cannot be scrubbed off during cleaning.



Flame Failure Safety

Gas and flame can be a dangerous combination. For peace of mind, all InAlto gas cooktops are designed with flame failure safety devices, automatically cutting off the gas if the flame goes out.



Heavy Duty

The heavy duty cast iron trivets complement the look of a gas cooktop and are designed to last



70cm Gas Cooktop
with Wok Burner

MODEL / ICGW70S

5 burners inc. 1 wok burner
Triple crown wok burner
304 grade stainless steel finish
Electronic under-knob ignition
Stainless steel control knobs
Cast iron trivets
Natural gas or LPG
Flame failure safety device
Front control operation
Italian made Defendi burners
Designed to fit a 60cm cut-out

DIMENSIONS (H, W, D): 40 x 700 x 510MM
CUT-OUT (W, D): 560 x 480MM



90cm Gas Cooktop
with Wok Burner

MODEL / ICG905W

5 burners inc. 1 wok burner
Triple crown wok burner
304 grade stainless steel finish
Electronic under-knob ignition
Stainless steel control knobs
Cast iron trivets
Natural gas or LPG
Flame failure safety device
Front control operation
Italian made Defendi burners

DIMENSIONS (H, W, D): 40 x 860 x 510MM
CUT-OUT (W, D): 835 x 485MM



Easy-slide Safety

Large pots full of liquid are heavy and moving them to different burners can be dangerous. All InAlto gas cooktops feature trivet designs that allow for easy-sliding across the cooktop to any burner.



Triple Crown

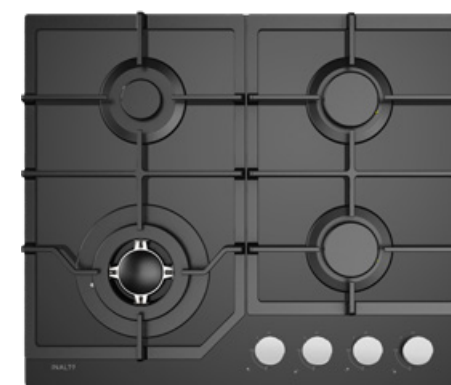
Featuring a three rings of flame, the triple ring wok burners produce an intense and high heat—perfect for rapid wok cooking



DIY Friendly

Designed to fit a 60cm cut-out, the InAlto 70cm gas cooktops allow you to upgrade your existing kitchen easily and gain an extra burner without cutting into your bench top

Functional and stunning, our range of gas on glass cooktops have been designed to compliment the InAlto family of appliances. The tempered black glass is not only tough but also easy-to-clean and highly reflective, making a statement in any kitchen.



60cm Gas on Glass
Cooktop with Wok Burner

MODEL / ICGG604W

Gas on toughened tempered black glass
4 Burners inc. 1 wok burner
Triple crown wok burner
Electric under-knob ignition
Front control operation
Chrome plated control knobs
Heavy duty cast iron trivets
Natural gas or LPG
Flame failure safety device
Italian made SABAF burners

DIMENSIONS (H, W, D): 100 x 600 x 510MM
CUT-OUT (W, D): 560 x 480MM



75cm Gas on Glass
Cooktop with Wok Burner

MODEL / ICGG705W

Gas on toughened tempered black glass
5 Burners inc. 1 wok burner
Triple crown wok burner
Electric under-knob ignition
Front control operation
Chrome plated control knobs
Heavy duty cast iron trivets
Natural gas or LPG
Flame failure safety device
Italian made SABAF burners
Designed to fit a 60cm cut-out

DIMENSIONS (H, W, D): 90 x 750 x 520MM
CUT-OUT (W, D): 560 x 490MM



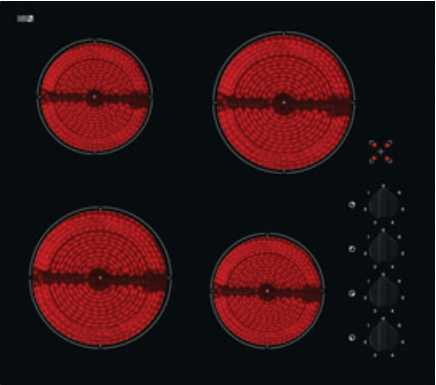
90cm Gas on Glass
Cooktop with Wok Burner

MODEL / ICGG905W

Gas on toughened tempered black glass
5 Burners inc. 1 wok burner
Triple crown wok burner
Electric under-knob ignition
Front control operation
Chrome plated control knobs
Heavy duty cast iron trivets
Natural gas or LPG
Flame failure safety device
Italian made SABAF burners

DIMENSIONS (H, W, D): 100 x 860 x 525MM
CUT-OUT (W, D): 815 x 490MM


The InAlto range of ceramic cooktops have been designed with simplicity, longevity and safety in mind. Featuring durable European glass, high speed elements, auto-safety switch off and residual heat indicators with modern designs.



60cm Ceramic Cooktop
Knob Control

MODEL / ICC604K

- 4 cooking zones
- Durable European glass
- Side knob control operation
- Residual heat indicators
- Frameless
- Auto safety switch off
- 6 power levels



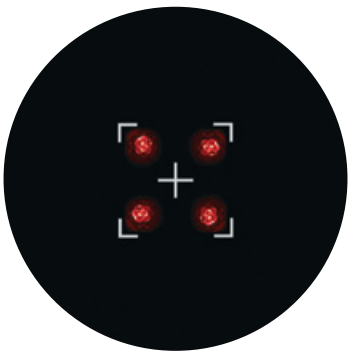
60cm Ceramic Cooktop
Touch Controls

MODEL / ICC604TB

- 4 cooking zones
- Durable European glass
- Front touch control operation
- Residual heat indicators
- Frameless with bevelled edges
- High speed ribbon elements
- Child lock
- Auto safety switch off
- 9 power levels
- 99 min zone timer


DIMENSIONS (H, W, D): 46 x 590 x 520MM
CUT-OUT (W, D): 560 x 490MM

DIMENSIONS (H, W, D): 46 x 590 x 520MM
CUT-OUT (W, D): 560 x 490MM



Safe & Sound

All InAlto electric cooktops feature residual heat indicators to make sure fingers or hands don't accidentally burn during or after cooking.




Even & Quick Heat

The high speed ribbon elements used on all InAlto electric cooktops heat up quickly, creating an even distribution of heat. This is perfect whether you're searing meat or simmering a sauce.



Bevelled Edges

Glass with a bevelled edge is typically seen on induction cooktops. Not only does it look great but is also easier to clean than a framed cooktop and harder to chip than a non-bevelled edge.



75cm Ceramic Cooktop
Touch Controls

MODEL / ICC705TB

- 4 cooking zones
- 2 extended zones
- Durable European glass
- Front touch control operation
- Residual heat indicators
- Frameless with beveled edges
- High speed ribbon elements
- Child lock
- Auto safety switch off
- 9 power levels
- 99 min zone timer

DIMENSIONS (H, W, D): 46 x 750 x 520MM
CUT-OUT (W, D): 720 x 490MM



90cm Ceramic Cooktop
Touch Controls

MODEL / ICC905TB

- 5 cooking zones
- 3 extended zones
- Durable European glass
- Front touch slide controls
- Residual heat indicators
- Frameless with beveled edges
- High speed ribbon elements
- Child lock
- Auto safety switch off
- 9 power levels
- 99 min zone timer

DIMENSIONS (H, W, D): 56 x 900 x 520MM
CUT-OUT (W, D): 870 x 485MM



Flexible Cooking

Feel like cooking a whole fish? Or a big t-bone steak? Extender zones offer greater flexibility for efficiently heating different sized pots and pans, allowing you to cook those larger statement dishes.



Slide Touch

Designed for ease-of-use and speed, the slide touch controls on the ICC905TB is highly responsive. Simply select a zone, and then slide your finger along the slide bar to turn the heat up or down.



Stress Free Cooking

Zone timers can be your best friend when cooking multiple dishes or when your hands are full. Simply get your cookware to the desired heat and set the zone timer for the planned end-time.

Induction cooking is becoming the cooktop of choice in the world's best restaurants. The technology brings a level of precision, speed and efficiency that gas cannot match, allowing chefs to create and perfect their dishes—our induction cooktop allows you to do the same, from your own home.



60cm Induction Cooktop
Touch Controls


MODEL / ICI604TB

- 4 cooking zones with boosters
- 9 Power levels
- 99 minute timer
- Durable Schott Ceran glass
- Front touch control operation
- Residual heat indicators
- Frameless with beveled edges
- Child lock
- Pan sensor

DIMENSIONS (H, W, D): 57 × 590 × 520MM
CUT-OUT* (W, D): 560 × 490MM

* Ventilation is required, please see installation manual for details

Induction In Brief
...



Induction cooktops use a magnetic field to make your cookware the heating element, as opposed to the cooktop itself. This means that the surface of the cooktop never actually heats up, so the only heat left in the cooktop itself when you remove a pot is from the pot's residual heat. This leaves the cooktop cooler to the touch and reduces the risk of burns.




Induction cooking is highly efficient because very little heat energy escapes during the process, unlike with an open gas flame or with ceramic cooktops. This means your cookware heats up quicker, resulting in economising your time as well as your energy bill.



Because of the magnetic field, special cookware is required. A simple way to test whether your pots and pans are induction friendly is to see if a magnet will stick to the bottom surface.

Introducing InAlto Care ovens, a range designed around ease of use and enhanced safety without compromising on contemporary design or the latest functionality. The range of induction or ceramic models are designed to match the InAlto Care ovens and feature easy-grip knobs and auto-power off.



30cm Ceramic Cooktop
Knob Controls

MODEL / ICC302K

- 2 zones
- Durable ceramic glass
- 9 stage power levels
- Easy-grip knob controls
- Residual heat indicators
- 120 minute auto safety cut-off
- Enhanced serigraphy
- Zone labels

DIMENSIONS (H, W, D): 58 × 290 × 520MM
CUT-OUT (W, D): 270 × 490MM

* Ventilation is required, please see installation manual for details

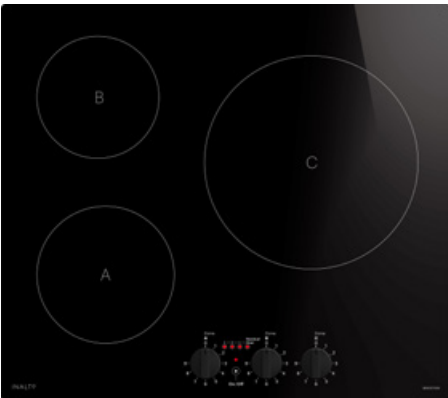


30cm Induction Cooktop
Knob Controls

MODEL / ICI302K

- 2 zones
- Durable ceramic glass
- 9 stage power levels
- Easy-grip knob controls
- Residual heat indicators
- 120 min. auto safety cut-off
- Enhanced serigraphy
- Zone labels

DIMENSIONS (H, W, D): 58 × 290 × 520MM
CUT-OUT* (W, D): 270 × 490MM



60cm Induction Cooktop
Knob Controls

MODEL / ICI604K

- 3 zones
- Durable ceramic glass
- 9 stage power levels
- Easy-grip knob controls
- Residual heat indicators
- 120 min. auto safety cut-off
- Enhanced serigraphy
- Zone labels

DIMENSIONS (H, W, D): 58 × 590 × 520MM
CUT-OUT* (W, D): 560 × 490MM

THE RANGEHOODS



Designed for any kitchen or cooking style, InAlto rangehoods offer powerful extraction, various speed settings and either aluminium or stainless steel filters. The collection confidently captures cooking odours and steam whilst adding style to your kitchen.

Undermount or integrated rangehoods offer the ultimate in performance. Combining clean hidden lines without any visual impact into your overhead cupboards, they have greater motor performance than you expect from a slide-out. As they do not extend or retract, they have a large filter which effectively cleans the air.



52cm Undermount Rangehood

MODEL / IUM52

Stainless steel finish
750m³/hr extraction
Powerful centrifugal motor
3 speed push button control
2 LED lights
Aluminium grease filter
Note: this is for use above a 60cm cooktop



60cm Integrated Rangehood, White

MODEL / AIH60W

1000m³/hr airflow
Pressure die cast aluminium motor housing
Aluminium grease filter
2 LED lights
Push button controls



60cm Undermount Rangehood

MODEL / AUM52PS

Perimeter extraction undermount
Silent DC brushless motor
750m³/hr airflow
4 speeds
Electric buttons with digital lighting
2 x Strip LED lighting
Aluminium grease filter



90cm Undermount Rangehood

MODEL / IUM90

Stainless steel finish
750m³/hr extraction
Powerful centrifugal motor
3 speed push button control
2 LED lights
Aluminium grease filter



90cm Integrated Rangehood, White

MODEL / AIH90W

1000m³/hr airflow
Pressure die cast aluminium motor housing
Aluminium grease filter
2 LED lights
Push button controls



90cm Undermount Rangehood

MODEL / AUM90PS

Perimeter extraction undermount
Silent DC brushless motor
750m³/hr airflow
4 speeds
Electric buttons with digital lighting
2 x Strip LED lighting
Aluminium grease filter

Designed with practicality in mind, slide-out rangehoods extend over the entire cooking area when required. Once you finish cooking, you can slide them back out of sight.



60cm Slideout Rangehood, Stainless Steel

MODEL / ASL60DR2S

- 440m3/hr extraction
- LED lighting
- Aluminium grease filters
- Ducted or recirculating installation
- Stainless steel fascia included
- 2 speed settings
- 40mm/80mm fascia panels
- For ducted/recirculating installation*



90cm Slideout Rangehood, Stainless Steel

MODEL / ASL90DR2S

- 440m3/hr extraction
- LED lighting
- Aluminium grease filters
- Ducted or recirculating installation
- Stainless steel fascia included
- 2 speed settings
- 40mm/80mm fascia panels
- For ducted/recirculating installation*



Touch Controls

Easy to keep clean and to use, touch controls are both practical and aesthetically pleasing.



Perimeter Extraction

Rangehoods with perimeter extraction have a superior airflow compared to those without. The solid panel placed in front of the filters is the key to this, creating a Venturi effect which increases the airflow through the narrower space around the edge.



LED Lighting

All InAlto rangehoods come with LED lighting, which is both energy efficient and durable. Furthermore, LED lights don't heat up, meaning you can leave them for extended periods and not worry about any accidental burns.

Taking cues from the commercial kitchen, our state of the art canopies feature an industrial look with heavy duty baffle filters. Furthermore, our top models include intuitive features with designer touches such as black glass touch controls which will complement that perfect kitchen look.



60cm Canopy Rangehood

MODEL / IRC60S

- Aluminium filters
- 750m3/hr extraction
- 2 x LED lights
- Push button control
- 3 speeds



60cm Canopy Rangehood

MODEL / ARC60BS

- Stainless steel baffle filters
- 1000m3/hr extraction
- Pressure die cast alum. motor housing
- 4 Speeds, including turbo
- 2 LED lights
- Digital controls



60cm Box Canopy Rangehood

MODEL / ARC60BS

- Aluminium filters
- 750m3/hr extraction
- 2 x LED lights
- Push button control
- 3 speeds



90cm Canopy Rangehood

MODEL / IRC90S

- Aluminium filters
- 750m3/hr extraction
- 2 x LED lights
- Push button control
- 3 speeds



90cm Canopy Rangehood

MODEL / ARC90BS

- Stainless steel baffle filters
- 1000m3/hr extraction
- Pressure die cast alum. motor housing
- 4 Speeds, including turbo
- 2 LED lights
- Digital controls



90cm Box Canopy Rangehood

MODEL / ARBC90TBS

- Stainless steel baffle filters
- 1000m3/hr extraction
- Pressure die cast alum. motor housing
- 4 Speeds, including turbo
- 2 LED lights
- Black glass fascia with touch controls

Having nice lighting while cooking is integral to the cooking process. Glass rangehoods allow more light to pass through while LED light panels provide brilliant lighting, making them both functional solutions while adding a touch of designer flair to your space.



90cm Curved Glass Canopy Rangehood

MODEL / IRHGC90

Aluminium filters
750m3/hr extraction
2 x LED lights
Push button control
3 speeds



90cm Flat Glass Rangehood

MODEL / IRGF90S

Aluminium filters
750m3/hr extraction
2 x LED lights
Push button control
3 speeds



90cm Box Canopy Rangehood

MODEL / ARBC90TPS

Perimeter extraction
1000m3/hr extraction
Pressure die cast alum. motor housing
4 Speeds, including turbo
LED Light Panel
Black glass fascia with touch controls



90cm Curved Glass Rangehood

MODEL / ARBC90BTS

Stainless steel baffle filters
1000m3/hr extraction
Pressure die cast aluminium motor housing
4 Speeds, including turbo
LED Light Panel
Black glass fascia with touch controls



90cm Flat Glass Rangehood

MODEL / ARGF90BTS

Stainless steel baffle filters
1000m3/hr extraction
Pressure die cast alum. motor housing
3 speeds
2 LED lights
Black glass fascia with touch controls



90cm Island Box Canopy Rangehood

MODEL / ARCIS90TPS

Island rangehood design
Perimeter extraction
1000m3/hr extraction
Pressure die cast alum. motor housing
4 Speeds, including turbo
LED Light Panel
Black glass fascia with touch controls

THE CREMORNE HOME

1. IO90XL10T
90cm 10 Function Oven
2. ICG905W
90cm Gas Cooktop with Wok Burner
3. IUM90
90cm Integrated Rangehood
4. DWI62CS
90cm Integrated Dishwasher

THE DISHWASHERS



Thoughtfully designed to offer convenience, efficiency and reliability, InAlto's range of dishwashers are built to handle the less enjoyable aspect of home cooking, so you don't have to.



45cm Compact Dishwasher

MODEL / DW42CS

10 place settings
7 wash programs
Mark resistant s/steel finish
LED display
Collapsible plate racks
Anti flood device and child lock
1-24hr delay start
Quiet 49dB operation
Extra-drying program
MEPS/WELS: 3.5/3.5 stars



60cm Freestanding Dishwasher

MODEL / IDW604S

12 place setting capacity
4 wash programs
Removable cutlery basket
Collapsible plate racks
Extra Drying
3/6/9 Hour delay start
Child lock device
MEPS/WELS: 3.5/4.5 stars



60cm Freestanding Dishwasher

MODEL / IDW7S

14 place settings
Mark resistant s/steel finish
LED display
Collapsible plate racks
Anti flood device and child lock
4 wash programs
3/6/9hr delay start
Quiet 49dB operation
Extra-drying program
MEPS/WELS: 3.5/4.5 stars



60cm Freestanding Dishwasher

MODEL / IDW7CS

14 place settings
Slide out cutlery tray
Mark resistant s/steel finish
LED display
Collapsible plate racks
Height adjustable upper baskets
Anti flood device and child lock
7 wash programs
1-24hr Delay, Half Load, Extra Drying
Quiet 49dB operation
MEPS/WELS: 3.5/4.5 stars



60cm Integrated Dishwasher

MODEL / DWI62CS

14 place setting
LED display
Slide out cutlery tray
Aqua Stop anti leak device
Anti-flood device
8 wash programs
Delay start function
Extra drying function
Collapsible plate racks
MEPS/WELS: 3.5/4.5 stars
Note: Door front not included



60cm Single Dishwasher Drawer

MODEL / IDWD60SS

7 place setting capacity
Stainless steel finish
Delay start: 1-24 hours
LED display with button controls
Child Lock
Extra Dry, Dry & Fresh Option
Cutlery basket
Collapsible plate racks
Noise Level: 47dBa
Stainless steel tub
MEPS/WELS: 3.5/4.5 stars

A close-up, angled view of the control panel of an integrated dishwasher. The panel is a light beige color with a digital display showing '2:20' and 'P'. Below the display are eight program buttons labeled P1 through P8, each with a different icon. To the right of these buttons are three larger buttons: a 'P' button, a 'Delay Start' button (clock icon), and an 'Extra Drying' button (fan icon). The dishwasher is installed under a white countertop. A wooden cutting board with a bowl on it is visible on the right side of the countertop. The background is a light blue wall.

DWI62CS INTEGRATED DISHWASHER

- 1. 8 x Wash Programs**
Choose the program that best suits your washing needs, from glassware to heavy pots and pans
- 2. Delay Start**
Wash your dishes when it best suits, whether your taking advantage of cheaper rates or want to wash overnight when everyone is asleep
- 3. Extra Drying**
By increasing the temperature of the water at the end of the rinse cycle, evaporation happens faster resulting in your dishes drying more efficiently

Note: Door front not included

THE COMPANION PRODUCTS



Designed to complement InAlto's main collection, there is an evolving range of companion products which place quality, convenience and style at the forefront. From wine cellars to microwaves, there is something for every home.



25L Built-in Convection Microwave

MODEL / MC25BF

25L capacity
Microwave, Grill and Convection
Frameless black glass built-in design
Defrost by weight & time
Child safety lock
Stainless steel cavity
Touch controls
900W microwave power
1100W grill power
2400W convection power
Pre-Set Auto Menu: 10 food types



34L Built-in Convection Microwave

MODEL / IMC34BF

34L capacity (s/steel cavity)
Microwave, Grill and Convection
Frameless black glass built-in design
Defrost by weight & time
Child safety lock
Stainless steel cavity
Touch controls
1550W microwave power
1100W grill power
2300W convection power
Pre-Set Auto Menu: 10 food types



241L Integrated Fridge/Freezer

MODEL / IIF241

241L Capacity (Fridge 182L / Freezer 59L)
Heavy Duty Door-on-door Hinge
Easy-fit integrated design
Easy-slide temperature control
Effective ventilation
Frost free freezer
MEPS: 2 stars
Low noise 41dB
Crisper drawer
Sliding freezer box
Glass shelving



142L Beverage Centre Single Zone

MODEL / IBC178.1

142L capacity
Single Zone: 0°–22°C temperature range
Wire Shelving
Stainless steel and glass finish
Triple glazed tinted glass
Touch key control panel
Interior LED lighting
Adjustable feet



52 Bottle Wine Cellar Single Zone

MODEL / IWCS52

142L/52 bottle capacity
Single zone: 4–22° C temperature range
Touch control LED display
White LED interior light
Triple glazed door
Wooden shelving
Stainless steel reversible door
Adjustable feet



46 Bottle Wine Cellar Dual Zone

MODEL / IWCD46.1

128L/46 bottle capacity
4°–22° C temperature range
→ Upper: 4°–12° C / Lower: 12°–22° C
Touch control LED display
White LED interior light
Triple glazed door
Wooden shelving
Stainless steel reversible door
Adjustable feet

IWCD46.1
**DUAL ZONE
WINE CELLAR**



1. The Upper Zone

With a temperature range of 4–12° C the upper zone is perfect for the service of whites, rosé, sparkling or even beers and soft drink

2. The Lower Zone

The 12–22° C range of the lower zone makes it ideal for service of reds or for cellaring any type of wine for an extended period

3. Controls at Your Fingertips

Easy to use touch controls with a clear LED display

4. Your Collection is Safe

Timber shelves to prevent uneven cooling and tinted glass to stop harmful UV rays

THE OUTDOOR RANGE



Summer is the time for backyard BBQ's and grilling—but a well designed outdoor kitchen should allow you to enjoy cooking outside beyond the summer months.

The InAlto range of built-in barbecues are built from premium 304 grade stainless steel and are designed with helpful features such as illuminated control knobs, bright internal lights and heavy duty flame diffusers.



4 Burner Built-in
Barbecue Grill

MODEL / IBBQB14B

Premium 304 grade stainless steel
Internal lighting
LED Illuminated control knobs
Heavy duty flame diffusers
Double sided cast iron plate
Stainless steel cooking grid
Temperature gauge
Grease tray
Rotisserie

Burners

4 main burners (48k BTU/H)
1 infrared rear burner (12k BTU/H)

Cooking space

Cooking area: 630 x 480mm
Warming rack: 580 x 200mm

Set for LPG gas, but convertible jets for Natural gas (Natural gas regulator not included)

DIMENSIONS (H, W, D): 542 x 652 x 800MM



6 Burner Built-in
Barbecue Grill

MODEL / IBBQB16B

Premium 304 grade stainless steel
Internal lighting
LED Illuminated control knobs
Heavy duty flame diffusers
Double sided cast iron plate
2 stainless steel cooking grids
Temperature gauge
Grease tray
Rotisserie

Burners

6 main burners (72k BTU/H)
1 infrared rear burner (12k BTU/H)

Cooking space

Cooking area: 930 x 480mm
Warming rack: 880 x 200mm

Set for LPG gas, but convertible jets for Natural gas (Natural gas regulator not included)

DIMENSIONS (H, W, D): 542 x 652 x 1101MM



Outdoor Barbecue
Rangehood, Dual Motor

MODEL / ARCBBQ

Premium 304 grade stainless steel
Sturdy push button controls
6 Rotatable LED lights
8 Dishwashers safe baffle filters
3 Speed settings
2 x Pressure die cast aluminium motors
Powerful 2000m³/h air flow

DIMENSIONS (H, W, D): 689-1279 x 1200 x 700MM

No outdoor entertainment area in Australia is complete without cold beverages. Our range of outdoor refrigeration is all weather resistant IPX4 rated and operates in ambient temperatures up to 43° C.



118L Outdoor Beverage Centre, Single Zone

MODEL / IBF118

- 118L capacity
- 0°-10°C temperature range
- Tropical Rated
- Operates in ambient temp. up to 43°C
- 304 Grade stainless steel door
- Heated glass: stops condensation forming
- Electronic controls
- Internal LED strip lighting
- Weather resistant (IPX4 Rated)
- Polished stainless steel interior lining
- Can be installed built-in* or freestanding

Note: The door is not reversible on this product due to the heated glass wiring and door lock.

DIMENSIONS (H, W, D): 840 x 555 x 500MM



190L Outdoor Beverage Centre, Single Zone

MODEL / IBF190

- 190L capacity
- 0°-10°C temperature range
- Tropical Rated
- Operates in ambient temp. up to 43°C
- 304 Grade stainless steel door
- Heated glass: stops condensation forming
- Electronic controls
- Internal LED strip lighting
- Weather resistant (IPX4 Rated)
- Polished stainless steel interior lining
- Can be installed built-in* or freestanding

DIMENSIONS (H, W, D): 850 x 870 x 500MM



188L Kegerator Beverage Centre

MODEL / IKBC

- 188L capacity
- 0°-10°C temperature range
- Tropical Rated
- Operates in ambient temp. up to 43°C
- Stainless steel finish
- Designed to accommodate a 50L keg
- Frost-free operation
- Weather resistant (IPX4 Rated)
- Can be installed built-in* or freestanding

DIMENSIONS (H, W, D): 870 x 635 x 600MM

* Ventilation is required, please see installation manual for details



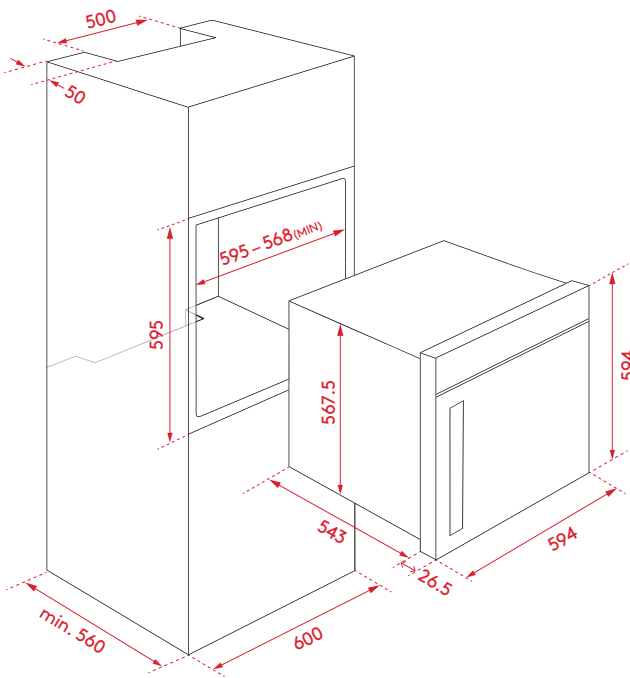


THE DETAILS

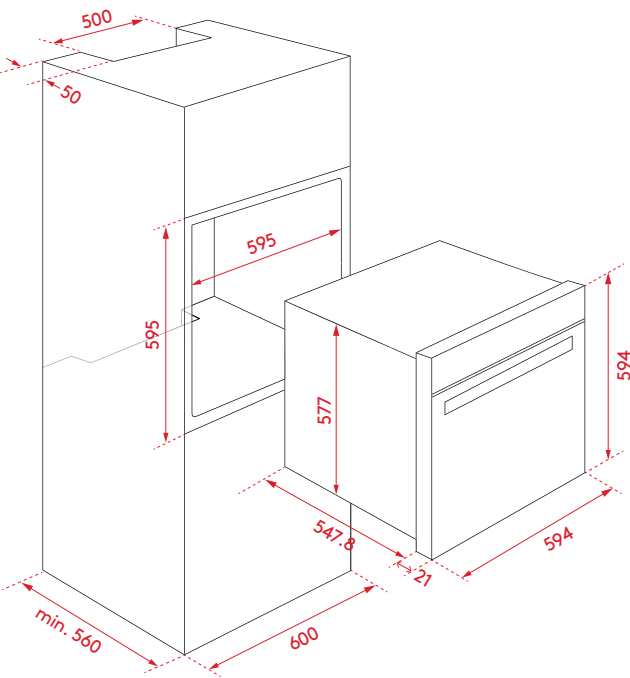
The following summaries and diagrams are designed to help compare our products, plan your kitchen and finalise your cabinetry design. Please refer to the product user manual for complete installation guides.

OVENS

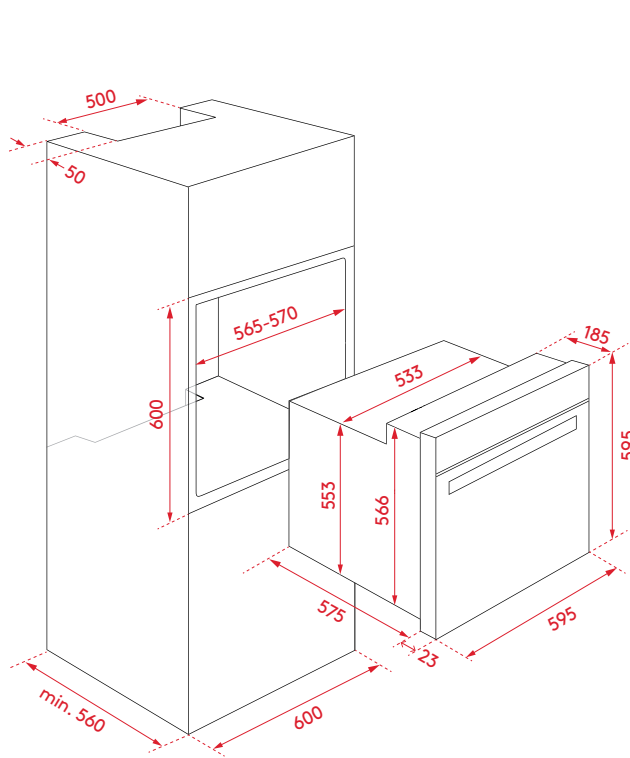
MODEL	IOSO605M	IOSO605T	IO607M	IO60XL5M	IO60XL5T	IO60XL9T	IO90XL10T	IO9060XL9T	IDO6013T
SIZE (WIDTH)	60CM	60CM	60CM	60CM	60CM	60CM	90CM	90CM	60CM
CAPACITY (GROSS)	67L	67L	83L	85L	85L	85L	103L	129L	35L / 72L
FUNCTIONS	5	5	7	5	5	9	10	9	13
DOOR OPENING	SIDE (RHS, FULL 180°)	SIDE (RHS, FULL 180°)	FRONT	FRONT	FRONT	FRONT	FRONT	FRONT	FRONT × 2
MANUAL MINUTE MINDER	•	-	•	•	-	-	-	-	-
PROGRAMMABLE TIMER	-	•	-	-	•	•	•	•	•
TOUCH CONTROLS	-	•	-	-	•	•	•	•	•
LED DISPLAY	-	•	-	-	•	•	•	•	•
PUSH PULL KNOBS	-	-	-	•	•	•	•	•	•
EASY-GRIP KNOBS	•	•	•	-	-	-	-	-	-
TELESCOPIC RUNNERS	•	•	•	-	-	•	-	-	-
INTERIOR LIGHTS	1	1	1	3	3	3	2	1	2
SIDE RACKS	CHROME: 6 POSITIONS	CHROME: 6 POSITIONS	CHROME: 5 POSITIONS	CHROME: 5 POSITIONS	CHROME: 5 POSITIONS	CHROME: 5 POSITIONS	STAINLESS STEEL	STAINLESS STEEL	STAINLESS STEEL
CAVITY COOLING SYSTEM	•	•	•	•	•	•	•	•	•
POWER REQUIREMENTS	15AMP (PLUG)	15AMP (PLUG)	15AMP (PLUG)	10AMP (PLUG)	15AMP (PLUG)	15AMP (PLUG)	15AMP (PLUG)	15AMP (HARDWIRED)	15AMP (HARDWIRED)
WIRE RACK	•	•	•	•	•	•	•	•	•
BAKING TRAY	•	•	•	•	•	•	•	•	•
GRILL INSERT	-	-	-	•	•	•	•	•	•



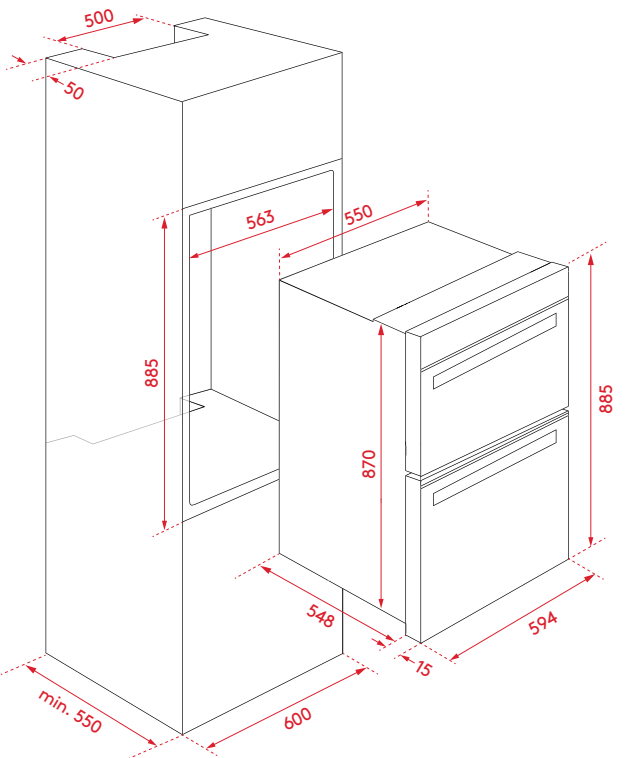
IOSO605M / IOSO605T



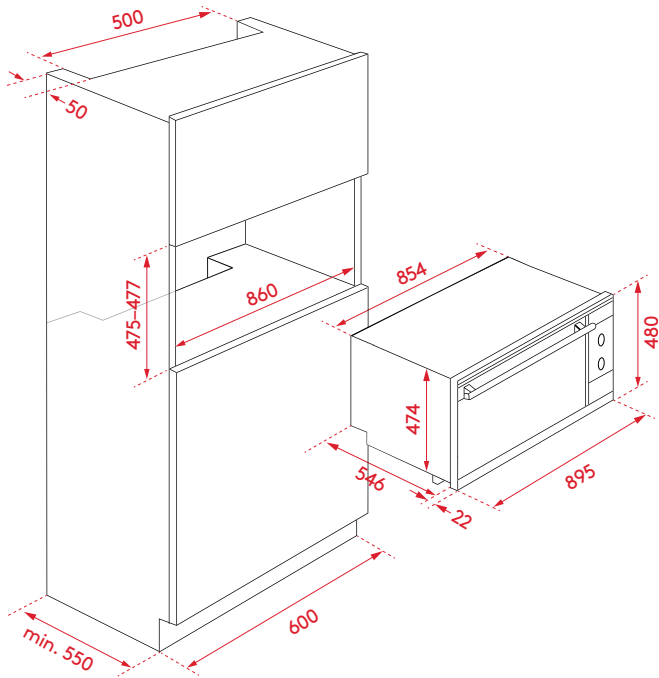
IO607M



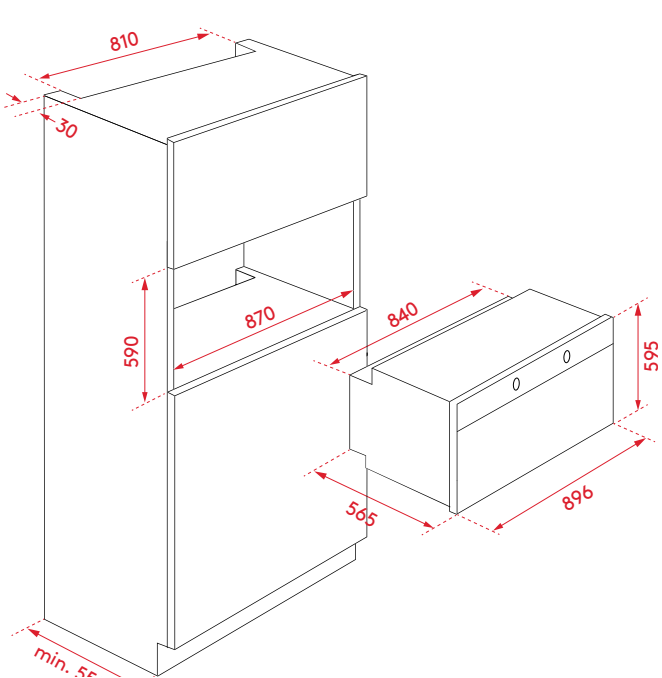
IO60XL5M / IO60XL5T / IO60XL9T



IDO6013T



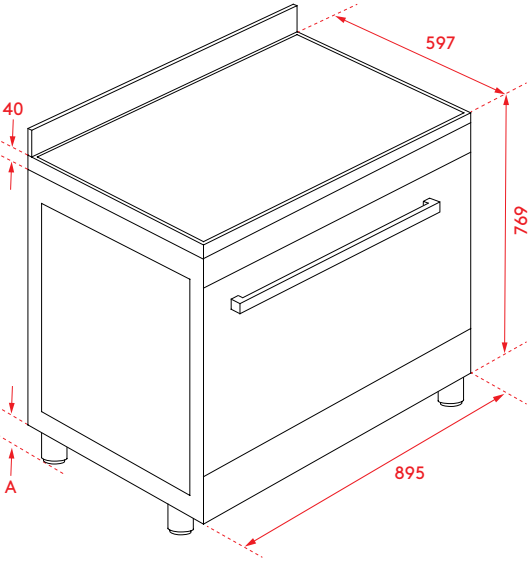
IO90XL10T



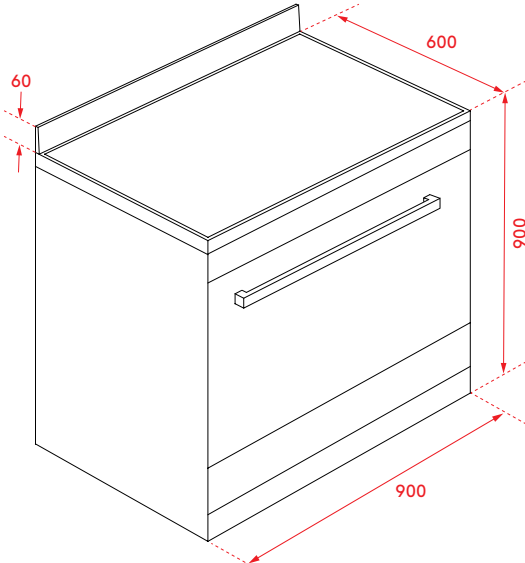
IO9060XL9T

COOKERS

CODE	IU9EGB	RU9EGB	RU9EIB	IUC9010S
SIZE (WIDTH)	90CM	90CM	90CM	90CM
OVEN CAPACITY (GROSS)	121L	121L	121L	115L
FUNCTIONS	9	9	9	10
INSTALLATION	SUPPLIED WITH FEET, CAN BE BUILT-IN ON PLINTH	SUPPLIED WITH FEET, CAN BE BUILT-IN ON PLINTH	SUPPLIED WITH FEET, CAN BE BUILT-IN ON PLINTH	PILLAR DEISGN
DOOR	BLACK GLASS + WINDOW	SOLID BLACK GLASS	SOLID BLACK GLASS	SOLID BLACK GLASS
PROGRAMMABLE TIMER	•	•	•	•
TOUCH CONTROLS	-	-	•	•
LED DISPLAY	•	•	•	•
KNOB MATERIAL	PLASTIC	PLASTIC	N/A	METAL
BURNERS/ZONES	5 BURNERS (INC. 1 WOK)	5 BURNERS (INC. 1 WOK)	4 INDUCTION ZONES	5 BURNERS (INC. 1 WOK)
BURNERS	SABAF (ITALIAN)	SABAF (ITALIAN)	N/A	BRASS
TRIVETS	CAST IRON	CAST IRON	N/A	CAST IRON
INTERIOR LIGHTS	2	2	2	2
SIDE RACKS	CHROME: 4 POSITIONS	CHROME: 4 POSITIONS	CHROME: 4 POSITIONS	CHROME: 4 POSITIONS
ROTISSERIE	-	•	•	•
CATALYTIC LINER	-	•	•	•
TWIN FANS	•	•	•	•
CAVITY COOLING SYSTEM	•	•	•	•
WIRE RACK	2	2	2	2
BAKING TRAY	1	1	1	1



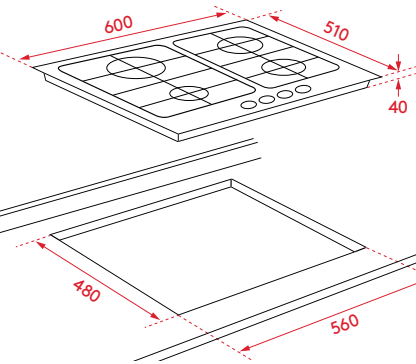
IU9EGB / RU9EGB / RU9EIB LEG HEIGHT (A) = 89-149MM



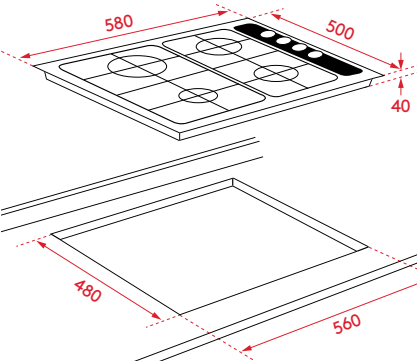
IUC9010S

GAS COOKTOPS

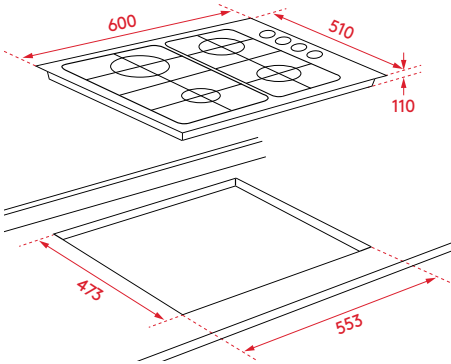
CODE	ICG6F	ICGW60S	ICGG604W	ICGW70S	ICGG755W	ICG905W	ICGG905W
SIZE (WIDTH)	60CM	60CM	60CM	70CM	75CM	90CM	90CM
TYPE	GAS	GAS	GAS ON GLASS	GAS	GAS ON GLASS	GAS	GAS ON GLASS
BURNERS	4	4	4	5	5	5	5
WOK BURNER	-	-	•	•	•	•	•
BURNER ORIGIN	DEFENDI (ITALIAN)	DEFENDI (ITALIAN)	DEFENDI (ITALIAN)	DEFENDI (ITALIAN)	SABAF (ITALIAN)	SABAF (ITALIAN)	SABAF (ITALIAN)
SURFACE MATERIAL	304 GRADE S/S	304 GRADE S/S	TOUGHENED GLASS	304 GRADE S/S	TOUGHENED GLASS	304 GRADE S/S	TOUGHENED GLASS
TRIVETS	ENAMEL	CAST IRON	CAST IRON	CAST IRON	CAST IRON	CAST IRON	CAST IRON
LPG CONVERSION KIT	•	•	•	•	•	•	•
FLAME FAILURE SAFETY	•	•	•	•	•	•	•
POWER REQUIREMENTS	SUPPLIED WITH 10A PLUG	SUPPLIED WITH 10A PLUG	SUPPLIED WITH 10A PLUG	SUPPLIED WITH 10A PLUG	SUPPLIED WITH 10A PLUG	SUPPLIED WITH 10A PLUG	SUPPLIED WITH 10A PLUG



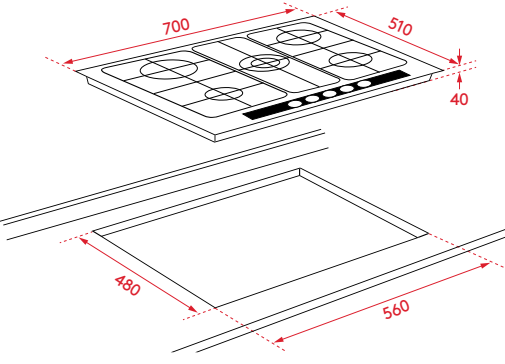
ICG6F



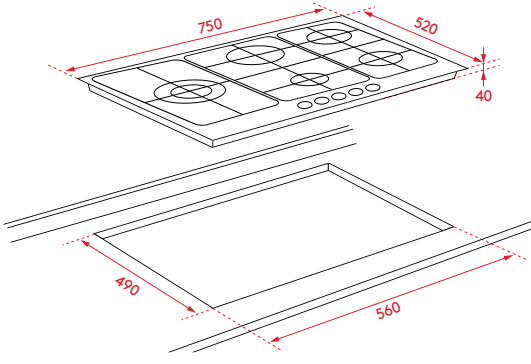
ICGW60S



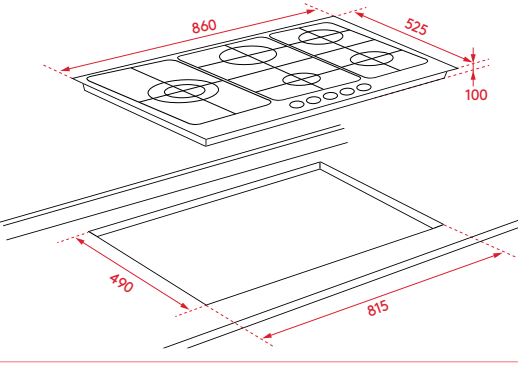
ICGG604W



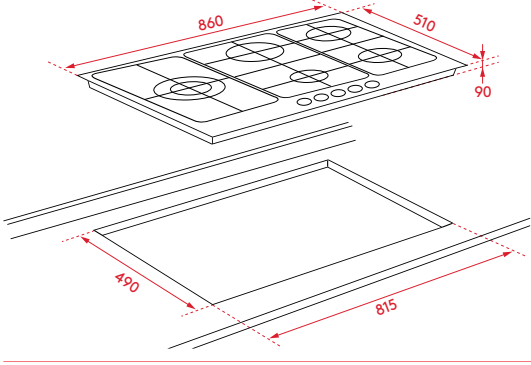
ICGW70S



ICGG705W



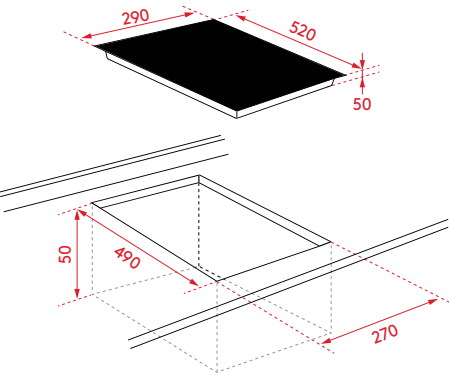
ICGG905W



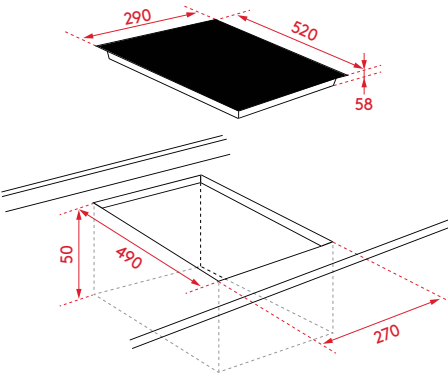
ICG905W

CERAMIC & INDUCTION COOKTOPS

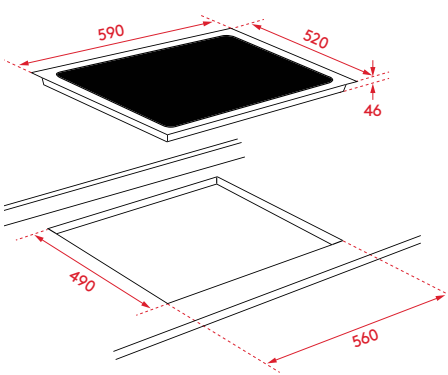
CODE	ICC302K	ICI302K	ICC604K	ICI603K	ICC604TB	ICI604TB	ICC705TB	ICC905TB
SIZE (WIDTH)	30CM	30CM	60CM	60CM	60CM	60CM	70CM	90CM
TYPE	CERAMIC	INDUCTION	CERAMIC	INDUCTION	CERAMIC	INDUCTION	CERAMIC	CERAMIC
COOKING ZONES	2	2	4	3	4	4	5	5
EXTENDABLE ZONES	-	-	-	-	-	-	2	3
POWER LEVELS	9	9	6	9	9	9	9	9
KNOB CONTROL	• (EASY GRIP)	• (EASY GRIP)	•	• (EASY GRIP)	-	-	-	-
TOUCH CONTROL	-	-	-	-	•	•	•	•
GLASS TYPE	CERAMIC GLASS	CERAMIC GLASS	CERAMIC GLASS	CERAMIC GLASS	CERAMIC GLASS (MADE IN EU)	CERAMIC GLASS (MADE IN EU)	CERAMIC GLASS (MADE IN EU)	CERAMIC GLASS (MADE IN EU)
BEVELLED EDGE	-	-	-	-	•	•	•	•
FRAMELESS	•	•	•	•	•	•	•	•
ZONE TIMER	-	-	-	-	•	•	•	•
AUTO POWER OFF SAFETY	•	•	•	•	•	•	•	•
CHILD LOCK	-	-	-	•	•	•	•	•
RESIDUAL HEAT INDICATORS	•	•	•	•	•	•	•	•
POWER REQUIREMENTS	13A, HARDWIRED	13A, HARDWIRED	30A, HARDWIRED	25A, HARDWIRED	30A, HARDWIRED	32A, HARDWIRED	30A, HARDWIRED	40A, HARDWIRED



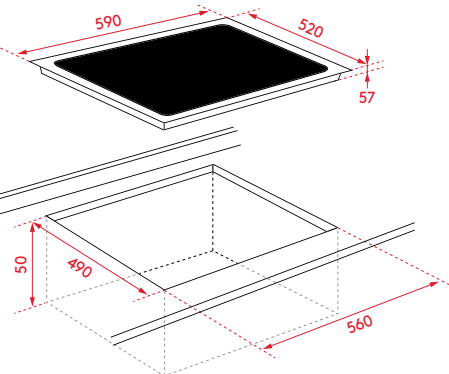
ICC302K



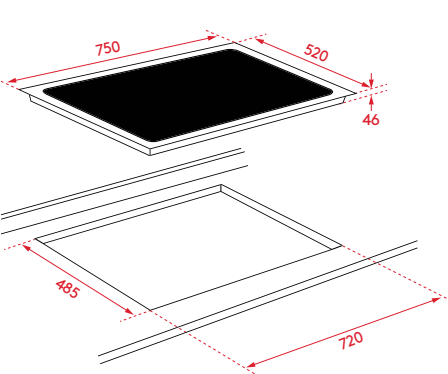
ICI302K



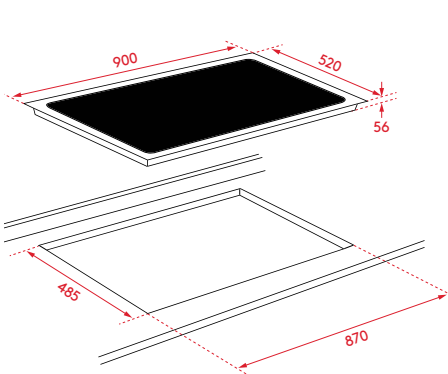
ICC604K / ICC604TB



ICI603K / ICI604TB



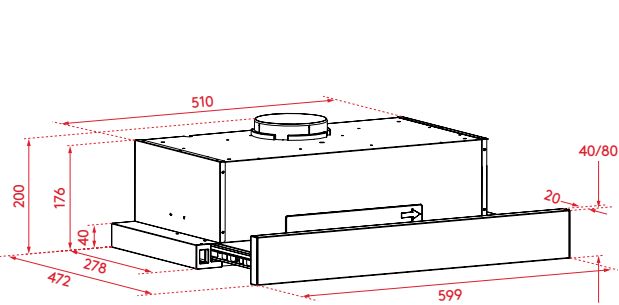
ICC705TB



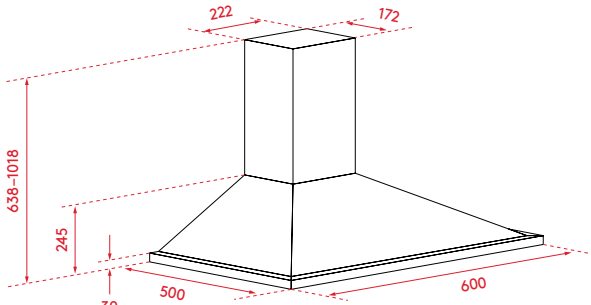
ICC905TB

RANGEHOODS: 60CM

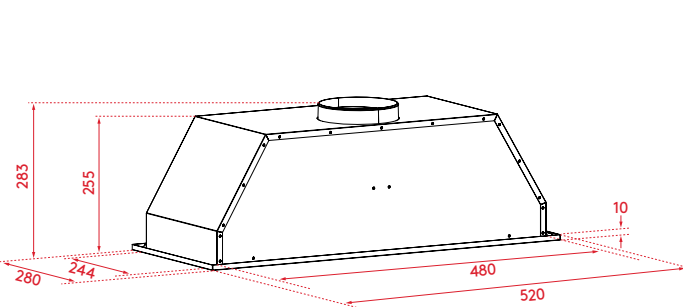
CODE	ESL60D2S	ASL60DR2S	IRC60S	IUM52	AIH60W	ARC60BS	AUM52PS
SIZE (WIDTH)	60CM	60CM	60CM	52CM	56.5CM	60CM	60CM
INSTALLATION	DUCTED	DUCTED OR RECIRC.	DUCTED	DUCTED	DUCTED	DUCTED	DUCTED
AIRFLOW	440M3/HR	440M3/HR	750M3/HR	750M3/HR	1000M3/HR	1000M3/HR	750M3/HR
FILTER	ALUMINIUM	ALUMINIUM	ALUMINIUM	ALUMINIUM + S/STEEL FASCIA	ALUMINIUM	BAFFLE	ALUMINIUM
MOTOR	2 × 100W	2 × 100W	1 × 210	1 × 210	1 × 320W (PDCA MOTOR)	1 × 320W (PDCA MOTOR)	1 × 320W
PERIMETER EXTRACTION	-	-	-	-	-	-	•
SPEEDS	2	2	3	3	3	3 + TURBO	3 + TURBO
CONTROLS	ROCKER-SWITCH	ROCKER-SWITCH	PUSH BUTTON	PUSH BUTTON	PUSH BUTTON	ELECTRONIC SWITCH	ELECTRONIC SWITCH
LIGHTING	1 × 2W 220V LED	1 × 2W 220V LED	2 × 2W 220V LED	2 × 2W 220V LED	2 × 2W 220V LED	2 × 1.5W 12V LED	2 × 2W 220V LED STRIP
CARBON FILTER	-	•	-	-	-	-	-



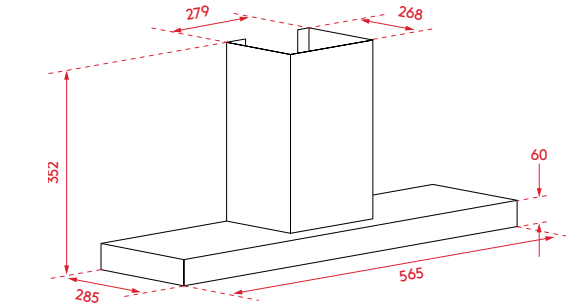
ESL60DRS (FASICA PLATE IS 40MM) / ASL60DRS



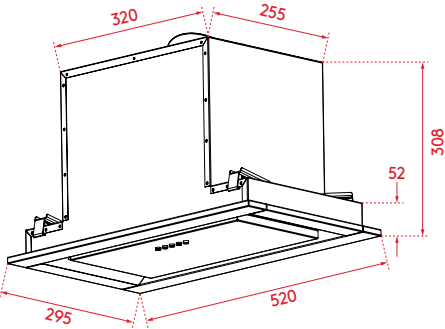
IRC60S / ARC60BS



IUM52



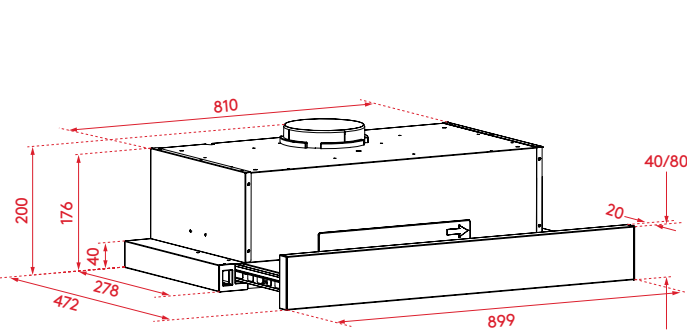
AIH60W



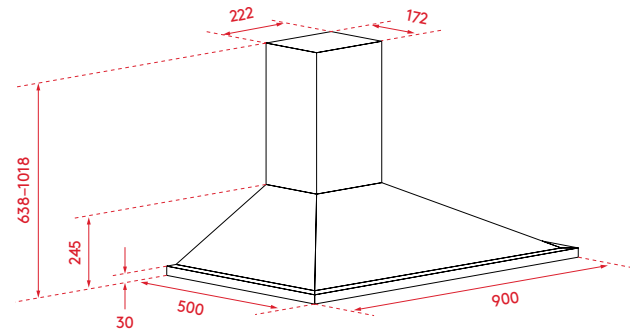
AUM52PS

RANGEHOODS: 90CM

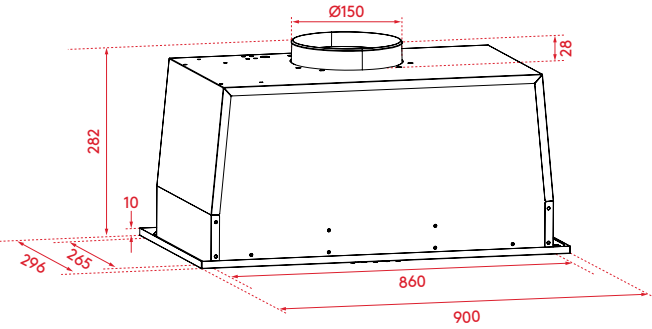
CODE	ASL90DR2S	IRC90S	IUM90	IRBC90BS	IRGF90S	IRHGC90
SIZE (WIDTH)	90CM	90CM	90CM	90CM	90CM	90CM
INSTALLATION	DUCTED OR RECIRC.	DUCTED	DUCTED	DUCTED	DUCTED	DUCTED
AIRFLOW	440M3/HR	750M3/HR	750M3/HR	750M3/HR	750M3/HR	750M3/HR
FILTER	ALUMINIUM	ALUMINIUM	ALU. + S/STEEL FASCIA	BAFFLE	ALUMINIUM	ALUMINIUM
MOTOR	2 × 100W	2 × 100W	1 × 210	1 × 210	1 × 320W (PDCA MOTOR)	1 × 320W (PDCA MOTOR)
PERIMETER EXTRACTION	-	-	-	-	-	-
SPEEDS	2	3	3	3	3	3
CONTROLS	ROCKER-SWITCH	PUSH BUTTON	PUSH BUTTON	PUSH BUTTON	PUSH BUTTON	PUSH BUTTON
LIGHTING	1 × 2W 220V LED	1 × 2W 220V LED	2 × 2W 220V LED	2 × 2W 220V LED	2 × 2W 220V LED	2 × 1.5W 12V LED
CARBON FILTER	•	-	-	-	-	-



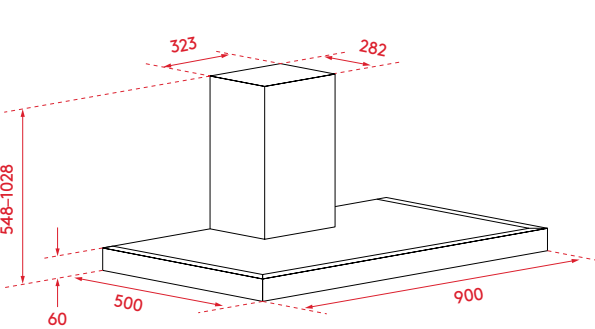
ASL90DRS



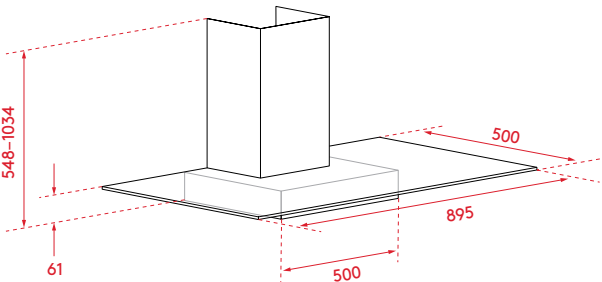
IRC90S / ARC90BS



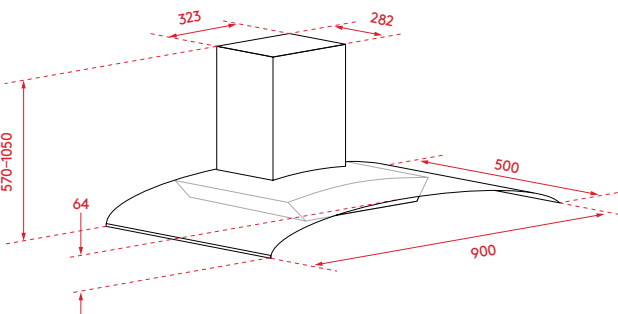
IUM90



IRBC90BS / ARBC90TBS / ARBC90TBS



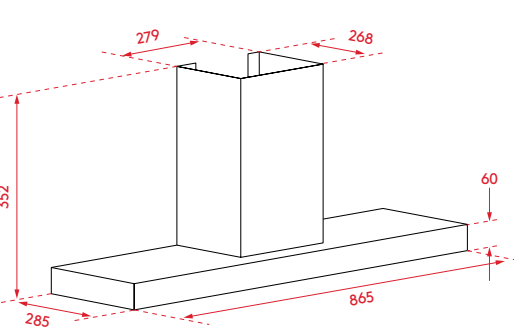
IRGF90S / ARGF90BTS



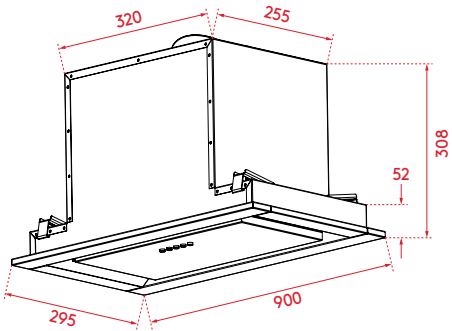
IRHGC90 / ARGC90BTS

RANGEHOODS: 90CM

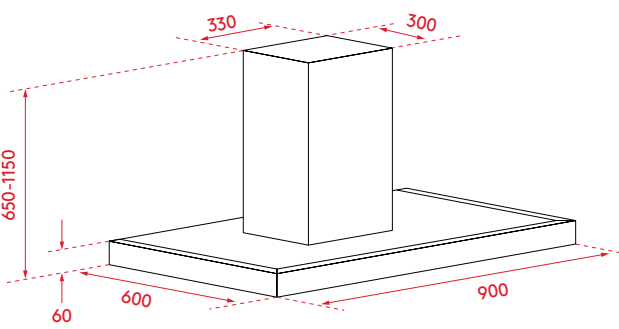
CODE	AIH90W	ARC90BS	ARBC90TBS	ARGF90BTS	ARGC90BTS	AUM90PS	ARBC90TPS	ARCIS90TPS
SIZE (WIDTH)	86.5CM	90CM	90CM	90CM	90CM	90CM	90CM	90CM
INSTALLATION	DUCTED	DUCTED	DUCTED	DUCTED	DUCTED	DUCTED	DUCTED	DUCTED
AIRFLOW	1000M3/HR	1000M3/HR	1000M3/HR	1000M3/HR	1000M3/HR	750M3/HR	1000M3/HR	1000M3/HR
FILTER	ALUMINIUM	BAFFLE	BAFFLE	BAFFLE	BAFFLE	ALUMINIUM	ALUMINIUM	ALUMINIUM
MOTOR	1 × 320W	1 × 320W (PDCA MOTOR)	1 × 320W (PDCA MOTOR)	1 × 320W (PDCA MOTOR)	1 × 320W (PDCA MOTOR)	1 × 320W	1 × 320W (PDCA MOTOR)	1 × 320W (PDCA MOTOR)
PERIMETER EXTRACTION	-	-	-	-	-	•	•	•
SPEEDS	3	3 + TURBO	3 + TURBO	3 + TURBO	3 + TURBO	3	3 + TURBO	3 + TURBO
CONTROLS	ELECTRONIC SWITCH	ELECTRONIC SWITCH	TOUCH CONTROLS	TOUCH CONTROLS	TOUCH CONTROLS	ELECTRONIC SWITCH	TOUCH CONTROLS	TOUCH CONTROLS
LIGHTING	2 × 2W 220V LED	2 × 1.5W 12V LED	2 × 1.5W 12V LED	2 × 1.5W 12V LED	2 × 1.5W 12V LED	2 × 2W 220V LED STRIP	1 × 8W LED PANEL	1 × 8W LED PANEL
CARBON FILTER	-	-	-	-	-	-	-	-



AIH90W



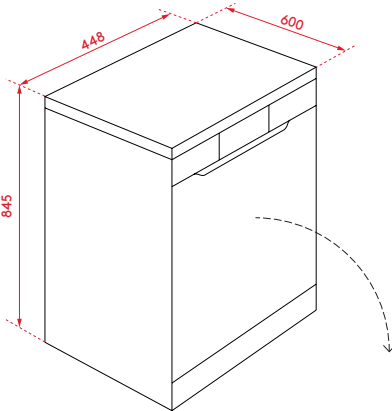
AUM90PS



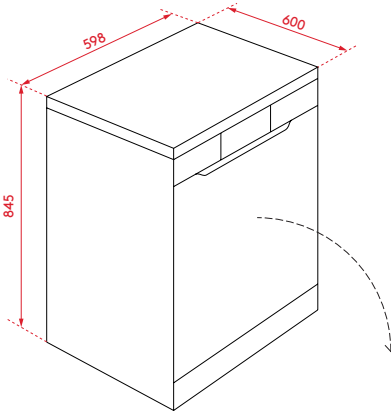
ARCIS90TPS

DISHWASHERS

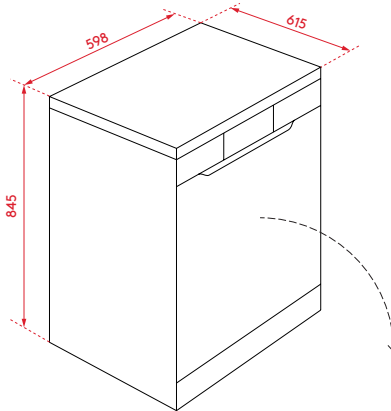
CODE	DW42CS	IDW604S	IDW7S	IDW7CS	DW162CS	IDWD60SS
SIZE (WIDTH)	45CM	60CM	60CM	60CM	60CM	60CM
INSTALLATION	FREESTANDING	FREESTANDING	FREESTANDING	FREESTANDING	INTEGRATED	BUILT-IN
FINISH	MARK FREE S/STEEL	STAINLESS STEEL	MARK FREE S/STEEL	MARK FREE S/STEEL	-	MARK FREE S/STEEL
PLACE SETTINGS	10	12	14	14	14	7
CUTLERY BASKET	-	•	•	-	-	•
CUTLERY DRAWER	•	-	-	•	•	-
COLLAPSIBLE RACKS	•	•	•	•	•	•
LED DISPLAY	•	-	-	•	•	•
WASH PROGRAMS	7	4	4	7	8	7
EXTRA DRYING	•	-	•	•	•	•
DELAY START	1-24 HOURS	3/6/9 HOURS	3/6/9 HOURS	1-24 HOURS	1-24 HOURS	1-24 HOURS
HALF LOAD	-	-	-	•	•	-
HEIGHT-ADJ. BASKETS	-	•	-	•	-	-
INTERIOR TUB MATERIAL	STAINLESS STEEL	PLASTIC	PLASTIC	STAINLESS STEEL	STAINLESS STEEL	STAINLESS STEEL
ANTI-LEAK / ANTI- FLOOD	• / •	• / •	• / •	• / •	• / •	• / •
MEPS/WELS	3.5/3.5	3.5/4.5	3.5/4.5	3.5/4.5	3.5/4.5	3.5/4.5



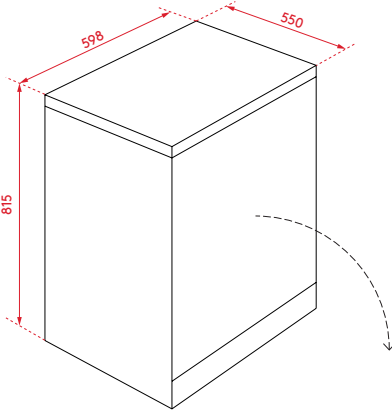
DW42CS



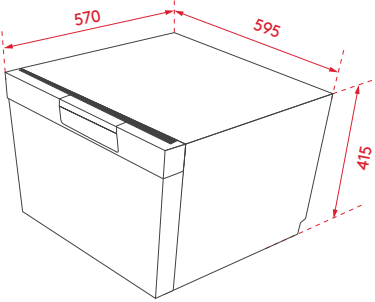
IDW604S



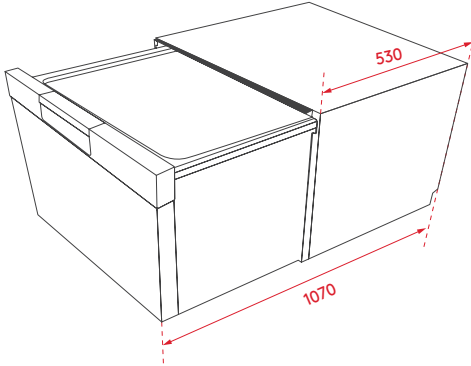
IDW7S / IDW7CS



DW162CS

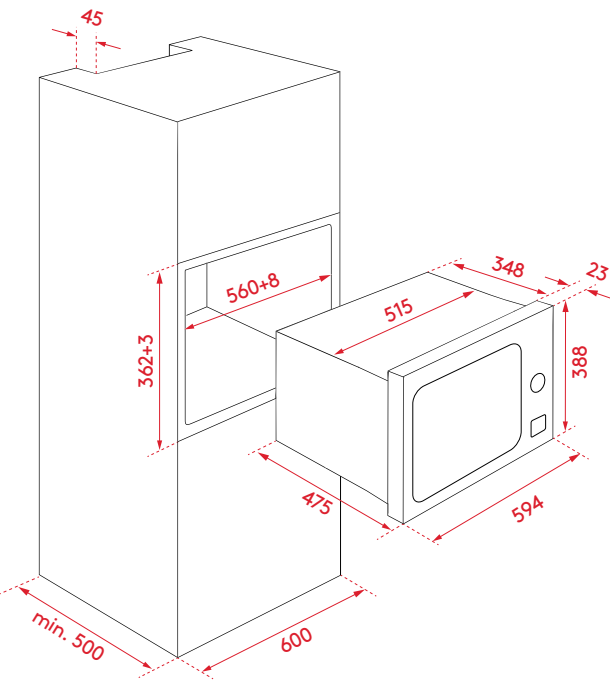


IDWD60SS

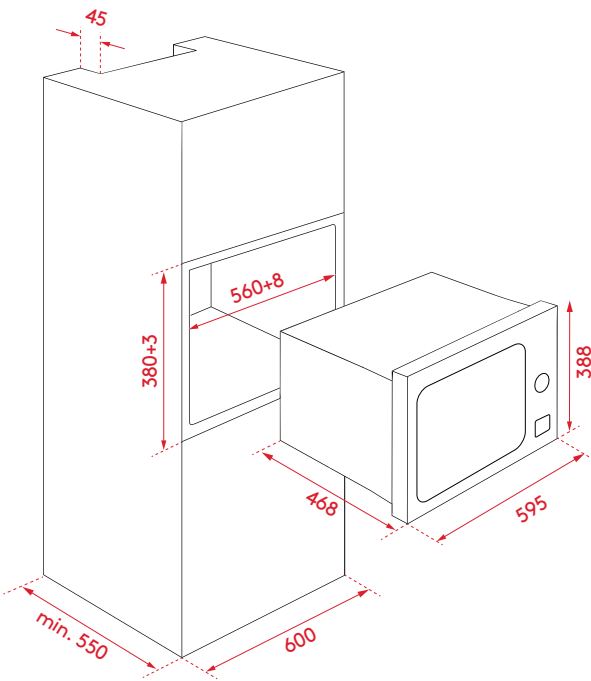


BUILT-IN MICROWAVES

CODE	MC25BF	IMC34BF
TITLE	25L BUILT-IN CONVECTION MICROWAVE	34L BUILT-IN CONVECTION MICROWAVE
SIZE (WIDTH)	60CM	60CM
CAPACITY	25L	34L
FRAMELESS	•	•
CAVITY	STAINLESS STEEL	STAINLESS STEEL
CONTROLS	TOUCH	TOUCH
PRE-SET MENU	10 FOOD TYPES	10 FOOD TYPES
DEFROST	•	•
MICROWAVE POWER	900W	1550W
GRILL POWER	1100W	1100W
CONVECTION POWER	2400W	2300W
CHILD LOCK	•	•
GRILL RACK	•	•
POWER REQUIREMENTS	SUPPLIED WITH A 10A PLUG	SUPPLIED WITH A 10A PLUG



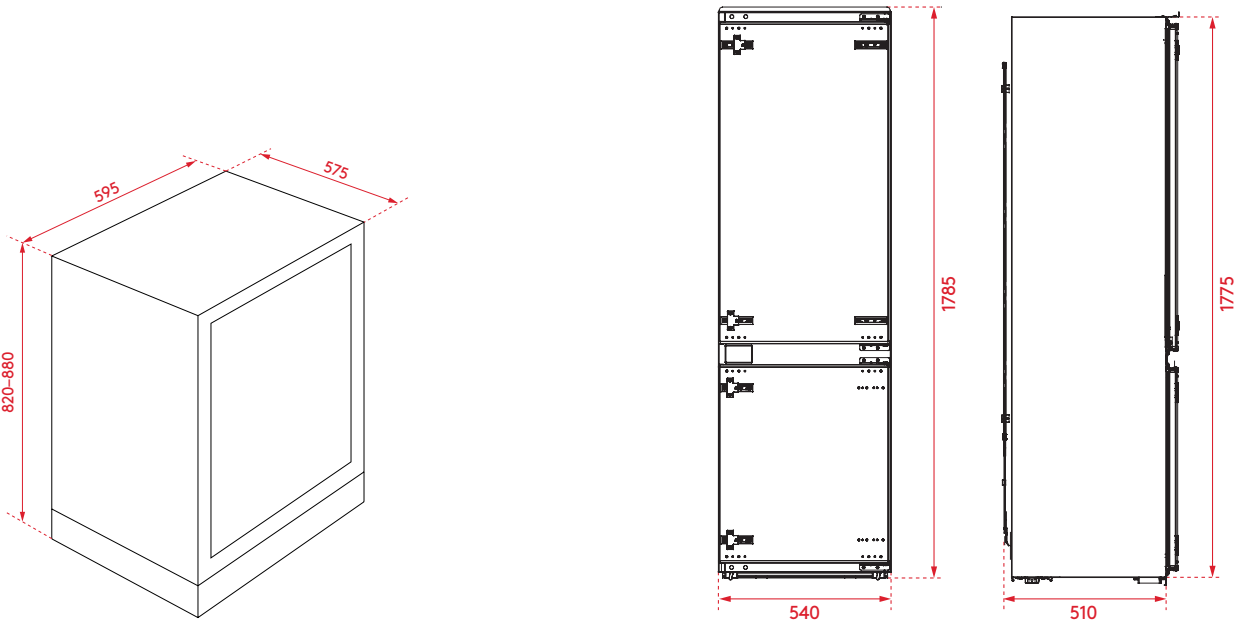
MC25BF



IMC34BF

REFRIGERATION (INDOOR)

CODE	IBC178.1	IWCS52	IWCD46.1	IIF241
TOTAL CAPACITY (LITRES)	142L	142L	142L	241L
FRIDGE CAPACITY	142L	142L	128L	182L
FREEZER CAPACITY	-	-	-	59L
TOTAL BOTTLE CAPACITY	-	52	46	-
TOTAL CAN CAPACITY	161	-	-	-
MEPS STAR RATING	-	-	-	2
DOOR MATERIAL	STAINLESS STEEL, SEAMLESS	STAINLESS STEEL, SEAMLESS	STAINLESS STEEL, SEAMLESS	INTEGRATED
ZONES	SINGLE	SINGLE	DUAL	-
TEMP. RANGE ZONE 1	0 – 22º C	4 – 22º C	UPPER: 4–12º C	FRIDGE: 0–10º C
TEMP. RANGE ZONE 2	-	-	LOWER: 12–22º C	FREEZER: -14 – -24º C
INTERNAL LIGHT	WHITE LED	WHITE LED	WHITE LED	LED
BUILT-IN / FREESTANDING INSTALL	• / •	• / •	• / •	• / -
DOOR GLAZING	3	3	3	-
UV TREATED GLASS	-	•	•	-
SHELVES	3	5	5	4 (FRIDGE) / 1 (FREEZER)
SHELVING TYPE	WIRE	WOODEN	WOODEN	GLASS
DOOR STORAGE	-	-	-	•
VEGGIE CRISPER	-	-	-	•
TOUCH CONTROLS	•	•	•	-
LED DISPLAY	•	•	•	-
ADJUSTABLE FEET	•	•	•	-
FROST-FREE	-	-	-	•
REFRIGERANT	R600A	R600A	R600A	R600A
POWER REQUIREMENTS	SUPPLIED WITH 10A PLUG	SUPPLIED WITH 10A PLUG	SUPPLIED WITH 10A PLUG	SUPPLIED WITH 10A PLUG

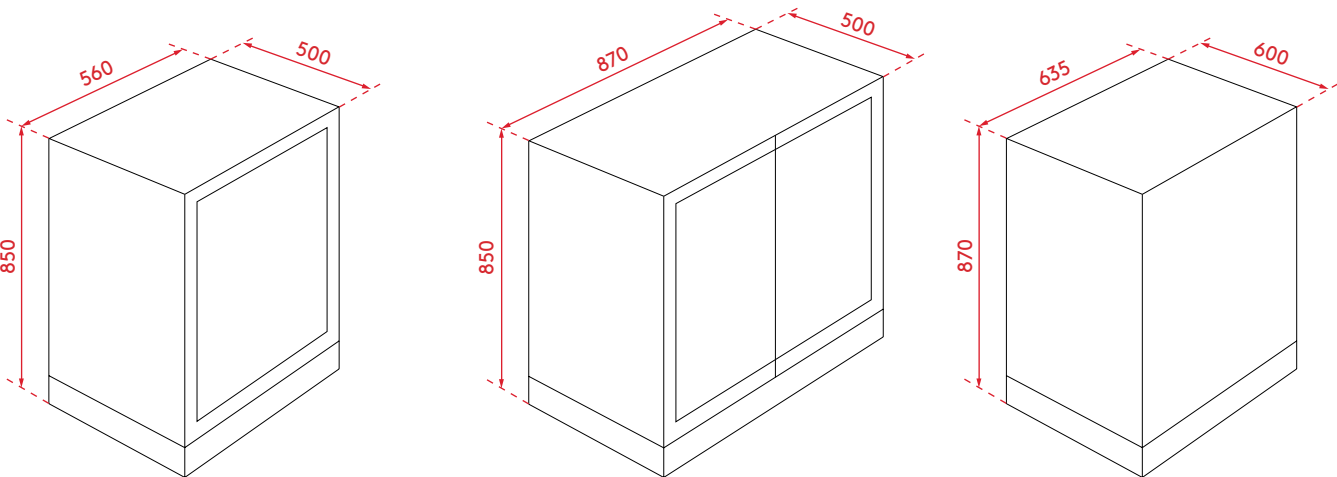


IBC178.1 / IWCS52 / IWCD46.1

IIF241

REFRIGERATION (OUTDOOR)

CODE	IBF118	IBF190	IKBC
TOTAL CAPACITY (LITRES)	118L	190L	188L
DOOR MATERIAL	SEAMLESS STAINLESS STEEL + GLASS	SEAMLESS STAINLESS STEEL + GLASS	STAINLESS STEEL
ZONES	SINGLE	SINGLE	SINGLE
TEMP. RANGE ZONE 1	0 – 10º C	0 – 10º C	0 – 10º C
INTERNAL LIGHT	STRIP LED	STRIP LED	-
BUILT-IN / FREESTANDING INSTALL	• / •	• / •	• / •
DOOR GLAZING	3	3	-
HEATED GLASS	•	•	-
SHELVES	2	4	-
SHELVING TYPE	WIRE (METAL)	WIRE (METAL)	-
TROPICAL RATED TO 43º C	•	•	•
IPX4 RATING	•	•	•
REFRIGERANT	R600A	R600A	R600A
POWER REQUIREMENTS	SUPPLIED WITH 10A PLUG	SUPPLIED WITH 10A PLUG	SUPPLIED WITH 10A PLUG



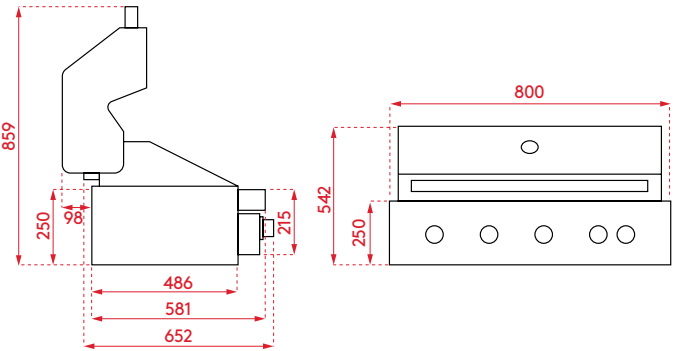
IBF118

IBF190

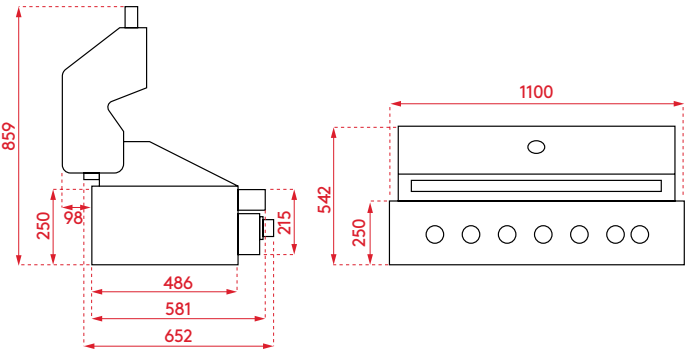
IKBC

OUTDOOR COOKING

CODE	IRBBQB14B	IRBBQB16B
BURNERS	4	6
INFRARED REAR BURNER	1	1
CONTROLS	LED ILLUMINATED KNOBS	LED ILLUMINATED KNOBS
MATERIAL	304 GRADE STAINLESS STEEL	304 GRADE STAINLESS STEEL
ROTISSERIE	•	•
INTERNAL LIGHTING	LED	LED
COOKING GRID	STAINLESS STEEL	STAINLESS STEEL
COOKING PLATE	CAST IRON, DOUBLE SIDED	CAST IRON, DOUBLE SIDED
GREASE TRAY	•	•
TEMPERATURE GAUGE	•	•
COOKING AREA	930 × 480MM	630 × 480MM
WARMING RACK	880 × 200MM	580 × 200MM
FLAME DIFFUSES	4 × HEAVY DUTY	6 × HEAVY DUTY



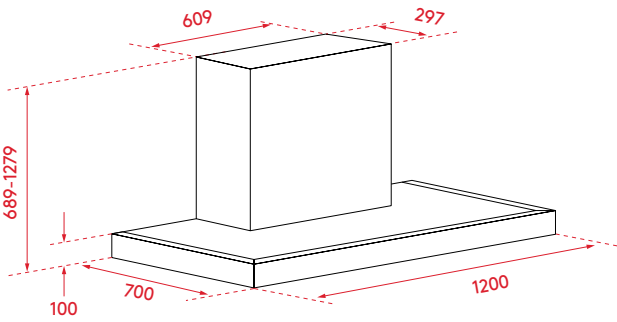
IRBBQB14B



IRBBQB16B

OUTDOOR EXTRACTION

CODE	ARCBBO
SIZE (WIDTH)	1200MM
INSTALLATION	DUCTED
AIRFLOW	2000M3/H
FILTER	8 × BAFFLE GREASE FILTERS
MOTOR	2 × 320W (PDCA MOTOR)
SPEEDS	3
CONTROLS	PUSH BUTTON
LIGHTING	6 × ROTATABLE LED LIGHTS
CARBON FILTER	
MATERIAL	304 GRADE STAINLESS STEEL



ARCBBO

AUSTRALIAN OWNED &
DESIGNED IN MELBOURNE FOR
ALL AUSTRALIAN HOMES

INALTO.COM.AU

INALTO IS PROUDLY AUSTRALIAN
OWNED AND DISTRIBUTED BY
RESIDENTIA GROUP PTY LTD

T. 1300 11 4357
E. SUPPORT@RESIDENTIA.COM
W. RESIDENTIA.GROUP

RESIDENTIA
GROUP

A HIGHER LEVEL OF LIVING

INALTO

WWW.INALTO.COM.AU