





The art of illuminating a night time landscape can transform a dark void into a visual wonderland full of texture and contrast.

It's a new world, lit with depth and subtlety, one that appears as the sun goes down and extends the enjoyment of a garden landscape long into the night.

To bring any vision to life you need the right tools.

Aqualux designs and manufactures professional landscape lighting fixtures that will let you realise your landscape lighting vision.

---

# **Landscape Lighting**

---





# Contents

By Product Family

## Lumena



AQL-105



AQL-115



AQL-130



AQL-131



AQL-132




AQL-135



AQL-136



AQL-155



AQL-163



AQL-165



AQL-166



AQL-175



AQL-195




AQL-220

## LumenaPro



AQL-158




AQL-180




AQL-980

## Phoenix



AQL-503




AQL-510




AQL-520



AQL-530



AQL-540




AQL-565


## Hydra



AQL-400



AQL-401



AQL-402



AQL-403



AQL-404



AQL-405



AQL-406



AQL-407



AQL-408



AQL-409



AQL-410



AQL-411



AQL-412



AQL-413




AQL-414



AQL-415



AQL-416



AQL-417



AQL-418



AQL-419



AQL-420



AQL-450



AQL-451

## Artisan



AQA-101-BR



AQA-101-SS



AQA-102-BR



AQA-102-SS



AQA-103-BR



AQA-103-SS




AQA-104-BR



AQA-104-SS



AQA-106-BR



AQA-106-SS

## Orion



AQL-910



AQL-911



AQL-912



AQL-913

## Elements



ABL-01-CP-LED



AUL-02



AUL-02-CP



AUL-03



AUL-04




AWL-01 SS-316



AWL-03-CP



AWL-05-SS-316



AWL-05-CP




AWL-06-SS-316



AWL-06-CP

## LED Flex




AQS-260



AQS-500



AQS-510



AQS-400



AQS-410

## Festoon



AQF-050



AQF-FL

## Aquatran



AQD



AQO

# Contents

By Function

## Wall Lights



AQA-101



AQA-102




AQA-103



AQA-104




AWL-06-CP



AQL-175



AQL-220



AQL-401



AQL-600



AQL-601


## Step Lights



AQL-510



AQL-520



AQL-417



AQL-418



AQL-419



AQL-420

## Uplights



AQL-155



AQL-195



AQL-530



AUL-03



AUL-04



AQL-158

## Spike Lights



AQA-106



AQL-105




AQL-115



AQL-132



AQL-400



AQL-503



AUL-02

## Pathway Lights



ABL-01-CP-LED



AQL-130



AQL-135



AQL-403



AQL-404



AQL-406



AQL-407



AQL-408




AQL-450



AQL-451

## Grazing Lights



AQL-565



AQL-165




AQL-166

## Surface Lights



AQL-175



AQL-401



AQL-402



AQL-404



AQL-405



AQL-406



AQL-180

## Floodlights




AQL-910



AQL-980

## Flex Lights




AQS-260



AQS-400




AQS-500



AQS-510

## Festoon



AQF-050



AQF-FL

---

# Lumena

---

The Lumena landscape lighting system is a collection of luminaires designed to provide the ultimate in design freedom and quality of workmanship.

Modern landscape design demands modern lighting solutions. Lumena is at the forefront of LED lighting technology, delivering advanced luminaires in compact, minimal designs that feature the latest LED chips and custom developed drivers and control technology.

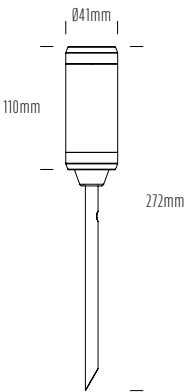




# Spike Spotlight

IP67 Rated  
Rain Proof

3yr Warranty  
Limited



TECHNICAL	
Product Code	AQL-105
Product Family	Lumena
Function	Spike Light
Construction	CNC Machined / Anodised 6061
Electrical	SELV 12 ~ 24V AC / 15 ~ 24V DC
Cable	900mm Aqualux Dual Silicon/PTFE
IP Rating	IP67
Warranty	5 Year Aqualux Warranty
Additional	RGBW Option AqualuxPLUS+

RGBW Option

DMX  
RF Remote  
DALI / Offsite Control

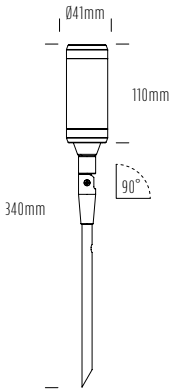
IES Available

CONFIGURE			
Body Options	Satin Chrome	SC	
	Black	BK	
	Antique Bronze	AB	
	Gunmetal Grey	GG	
LED Options	300lms [3000K/5500K]	X03	3W
	550lms [3000K / 5500K]	X12	6W
	Red / Green / Blue / Amber	R / G / B / A	2.5W
	RGBW	Z	5.0W
Optic	Narrow	N	10 FWHM
	Medium	M	25 FWHM
	Wide	W	40 FWHM

# Adjustable Spike Spotlight

IP67 Rated  
Rain Proof

3yr Warranty  
Limited



TECHNICAL	
Product Code	AQL-115
Product Family	Lumena
Function	Spike Light
Construction	CNC Machined / Anodised 6061
Electrical	SELV 12 ~ 24V AC / 15 ~ 24V DC
Cable	900mm Aqualux Dual Silicon/PTFE
IP Rating	IP67
Warranty	5 Year Aqualux Warranty
Additional	RGBW Option AqualuxPLUS+



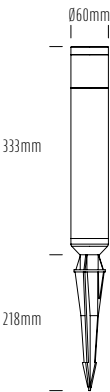
**IES Available**

CONFIGURE			
Body Options	Satin Chrome	SC	
	Black	BK	
	Antique Bronze	AB	
	Gunmetal Grey	GG	
LED Options	300lms [3000K/5500K]	X03	3W
	550lms [3000K / 5500K]	X12	6W
	Red / Green / Blue / Amber	R / G / B / A	2.5W
	RGBW	Z	5.0W
Optic	Narrow	N	10 FWHM
	Medium	M	25 FWHM
	Wide	W	40 FWHM

# GEKKO Mini-Bollard

IP67 Rated  
Rain Proof

3yr Warranty  
Limited



TECHNICAL	
Product Code	AQL-130 (Spike) / AQL-131 (Surface Mount)
Product Family	Lumena
Function	Pathway Light
Construction	CNC Machined / Anodised 6061
Electrical	SELV 12 ~ 24V AC / 15 ~ 24V DC
Cable	900mm Aqualux Dual Silicon/PTFE
IP Rating	IP67
Warranty	5 Year Aqualux Warranty
Additional	AqualuxPLUS+

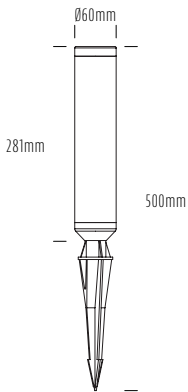
CONFIGURE			
Body Options	Satin Chrome	SC	
	Black	BK	
LED Options	320lms [3000K]	X12	6W
Optic	Diffuse	360°	

IES Available

# GEKKO Spike Uplight

  
**IP67 Rated**  
Rain Proof

  
**3yr Warranty**  
Limited



TECHNICAL	
Product Code	AQL-132 High Powered Uplight
Product Family	Lumena
Function	Spike Light
Construction	CNC Machined / Anodised 6061
Electrical	SELV - 24V DC ONLY
Cable	900mm Aqualux Dual Silicon/ PTFE
IP Rating	IP67
Warranty	5 Year Aqualux Warranty
Additional	AqualuxPLUS+

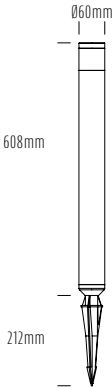
CONFIGURE			
Body Options	Black	BK	
LED Options	1450lms [3000K]	X15	15W
Optic	Narrow	N	10 FWHM
	Medium	M	25 FWHM
	Wide	W	40 FWHM

**IES Available**

# GEKKO Mini Bollard

IP67 Rated  
Rain Proof

3yr Warranty  
Limited



TECHNICAL	
Product Code	AQL-135 (Spike) / AQL-136 (Surface Mount)
Product Family	Lumena
Function	Pathway Light
Construction	CNC Machined / Anodised 6061
Electrical	SELV 12 ~ 24V AC / 15 ~ 24V DC
Cable	900mm Aqualux Dual Silicon/ PTFE
IP Rating	IP67
Warranty	5 Year Aqualux Warranty
Additional	AqualuxPLUS+

CONFIGURE			
Body Options	Satin Chrome	SC	
	Black	BK	
LED Options	320lms [3000K]	X12	6W
Optic	Diffuse	360°	

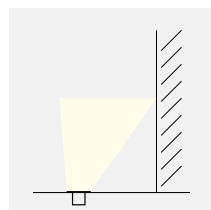
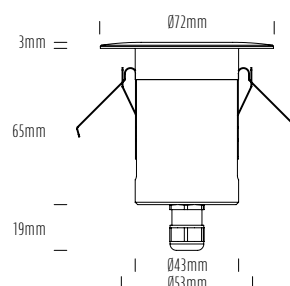
IES Available

# Recessed Decklight

IP67 Rated  
Rain Proof

3yr Warranty  
Limited

50mm  
Cutout Diameter



Wall Washer / Cutoff Option

TECHNICAL	
Product Code	AQL-155
Product Family	Lumena
Function	Recessed Upight
Construction	CNC Machined / Anodised 6061
Electrical	SELV 12 ~ 24V AC / 15 ~ 24V DC
Cable	900mm Aqualux Dual Silicon/PTFE
IP Rating	IP67
Warranty	5 Year Aqualux Warranty
Additional	RGBW Option AqualuxPLUS+



**IES Available**

CONFIGURE			
Body Options	Satin Chrome	SC	
	Black	BK	
	Antique Bronze	AB	
	Gunmetal Grey	GG	
LED Options	300lms [3000K/5500K]	X03	3W
	550lms [3000K / 5500K]	X12	6W
	Red / Green / Blue / Amber	R / G / B / A	2.5W
	RGBW	Z	5.0W
Optic	Narrow	N	10 FWHM
	Medium	M	25 FWHM
	Wide	W	40 FWHM
	Wall Washer / Cutoff	A	-

# Runway Light / 90°



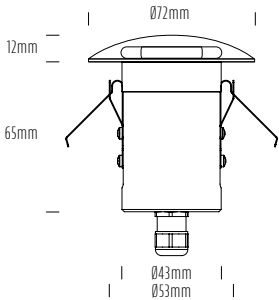
IP67 Rated  
Rain Proof



3yr Warranty  
Limited



50mm  
Cutout Diameter



TECHNICAL	
Product Code	AQL-163
Product Family	Lumena
Function	Surface Grazing Light
Construction	CNC Machined / Anodised 6061
Electrical	SELV 12 ~ 24V AC / 15 ~ 24V DC
Cable	900mm Aqualux Dual Silicon/PTFE
IP Rating	IP67
Warranty	5 Year Aqualux Warranty
Additional	AqualuxPLUS+

CONFIGURE			
Body Options	Satin Chrome	SC	
	Black	BK	
LED Options	75lms [3000K]	X12	1.5W
Optic	Diffuse	90°	



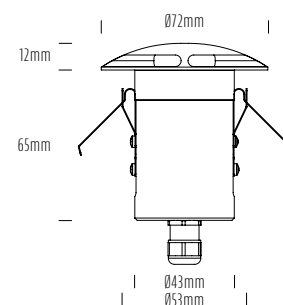
IES Available

# Runway Light / 180°

IP67 Rated  
Rain Proof

3yr Warranty  
Limited

50mm  
Cutout Diameter



Cutout 50 ~ 55mm



TECHNICAL	
Product Code	AQL-165
Product Family	Lumena
Function	Surface Grazing Light
Construction	CNC Machined / Anodised 6061
Electrical	SELV 12 ~ 24V AC / 15 ~ 24V DC
Cable	900mm Aqualux Dual Silicon/PTFE
IP Rating	IP67
Warranty	5 Year Aqualux Warranty
Additional	AqualuxPLUS+

CONFIGURE			
Body Options	Satin Chrome	SC	
	Black	BK	
	Antique Brass	AB	
	Gunmetal Grey	GG	
LED Options	150lms [3000K / 5500K]	X12	3W
	Red / Green / Blue / Amber	R / G / B / A	3W
Optic	Diffuse		

## RGBW Option



DMX  
RF Remote  
DALI / OnSite Control

## IES Available

# Runway Light / 360°



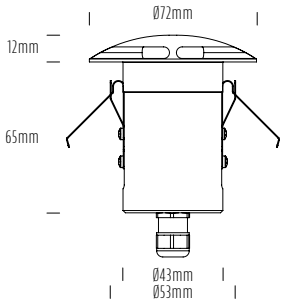
**IP67 Rated**  
Rain Proof



**3yr Warranty**  
Limited



**50mm**  
Cutout Diameter



Cutout 50 ~ 55mm



TECHNICAL	
Product Code	AQL-166
Product Family	Lumena
Function	Surface Grazing Light
Construction	CNC Machined / Anodised 6061
Electrical	SELV 12 ~ 24V AC / 15 ~ 24V DC
Cable	900mm Aqualux Dual Silicon/PTFE
IP Rating	IP67
Warranty	5 Year Aqualux Warranty
Additional	AqualuxPLUS+

CONFIGURE			
Body Options	Satin Chrome	SC	
	Black	BK	
	Antique Brass	AB	
	Gunmetal Grey	GG	
LED Options	300lms [3000K / 5500K]	X12	6W
	Red / Green / Blue / Amber	R / G / B / A	6W
Optic	Diffuse	-	

**RGBW Option**




DMX  
RF Remote  
DALI / Office Control

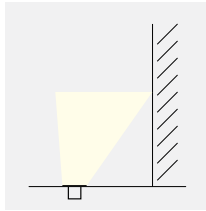
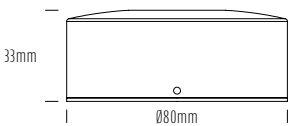
**IES Available**

# Pucklight

  
**IP67 Rated**  
Rain Proof

  
**3yr Warranty**  
Limited

  
**50mm**  
Mounting Centres



Wall Washer /  
Cutoff Option

TECHNICAL	
Product Code	AQL-175
Product Family	Lumena
Function	Surface Light
Construction	CNC Machined / Anodised 6061
Electrical	SELV 12 ~ 24V AC / 15 ~ 24V DC
Cable	900mm Aqualux Dual Silicon/PTFE
IP Rating	IP67
Warranty	5 Year Aqualux Warranty
Additional	RGBW Option Available
	AqualuxPLUS+



**IES Available**

CONFIGURE			
Body Options	Satin Chrome	SC	
	Black	BK	
	Antique Brass	AB	
	Gunmetal Grey	GG	
LED Options	300lms [3000K / 5500K]	X03	3W
	Red / Green / Blue / Amber	R / G / B / A	2.5W
Optic	Narrow	N	10 FWHM
	Medium	M	25 FWHM
	Wide	W	40 FWHM
	Wall Washer / Cutoff	A	-

# Micro Decklight



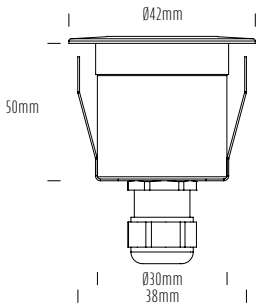
**IP67 Rated**  
Rain Proof



**3yr Warranty**  
Limited



**32mm**  
Cutout Diameter



Cutout 32 ~ 36mm



TECHNICAL	
Product Code	AQL-195
Product Family	Lumena
Function	Recessed Uplight
Construction	CNC Machined / Anodised 6061
Electrical	SELV 12 ~ 24V AC / 15 ~ 24V DC
Cable	900mm Aqualux Dual Silicon/PTFE
IP Rating	IP67
Warranty	5 Year Aqualux Warranty
Additional	RGBW Option Available
	AqualuxPLUS+

CONFIGURE			
Body Options	Satin Chrome	SC	
	Black	BK	
	Antique Brass	AB	
	Gunmetal Grey	GG	
LED Options	100lms [3000K / 5500K]	X03	1.5W
	Red / Green / Blue / Amber	R / G / B / A	1.5W
Optic	Diffuse		

# Fixed Spot Light



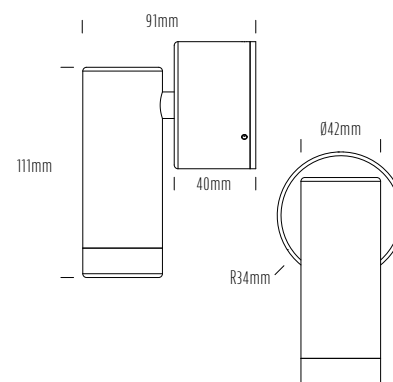
**IP67 Rated**  
Rain Proof



**3yr Warranty**  
Limited



**40mm**  
Mounting Centres



TECHNICAL	
Product Code	AQL-205
Product Family	Lumena
Function	Spot Light
Construction	CNC Machined / Anodised 6061
Electrical	SELV 12 ~ 24V AC / 15 ~ 24V DC
Cable	900mm Aqualux Dual Silicon/PTFE
IP Rating	IP67
Warranty	5 Year Aqualux Warranty
Additional	RGBW Option Available

CONFIGURE			
Body Options	Satin Chrome	SC	
	Black	BK	
	Antique Brass	AB	
	Gunmetal Grey	GG	
LED Options	300lms [3000K/5500K]	X03	3W
	550lms [3000K / 5500K]	X12	6W
	Red / Green / Blue / Amber	R / G / B / A	2.5W
	RGBW	Z	5.0W
Optic	Narrow	10 FWHM	N
	Medium	25 FWHM	M
	Wide	40 FWHM	W

## RGBW Option

DMX / PWM / Offsite Control



**IES Available**

# Adjustable Spot Light



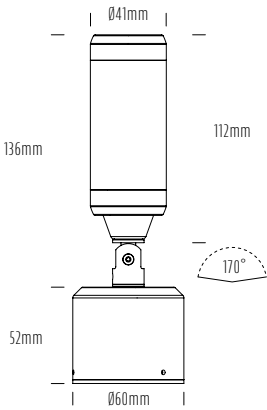
IP67 Rated  
Rain Proof



3yr Warranty  
Limited



40mm  
Mounting Centres



TECHNICAL	
Product Code	AQL-220
Product Family	Lumena
Function	Adjustable Spot Light
Construction	CNC Machined / Anodised 6061
Electrical	SELV 12 ~ 24V AC / 15 ~ 24V DC
Cable	900mm Aqualux Dual Silicon/PTFE
IP Rating	IP67
Warranty	5 Year Aqualux Warranty
Additional	RGBW Option Available

CONFIGURE			
Body Options	Satin Chrome	SC	
	Black	BK	
	Antique Brass	AB	
	Gunmetal Grey	GG	
LED Options	300lms [3000K/5500K]	X03	3W
	550lms [3000K / 5500K]	X12	6W
	Red / Green / Blue / Amber	R / G / B / A	2.5W
	RGBW	Z	5.0W
Optic	Narrow	N	10 FWHM
	Medium	M	25 FWHM
	Wide	W	40 FWHM

**RGBW Option**

DMX / PWM / Offsite Control

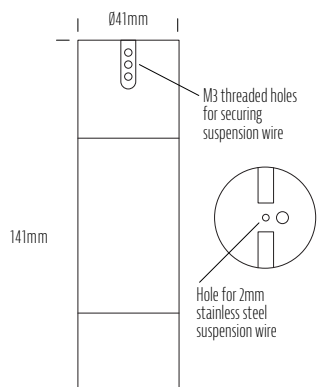


**IES Available**

# Pendant Light

IP67 Rated  
Rain Proof

3yr Warranty  
Limited



TECHNICAL	
Product Code	AQL-108
Product Family	Lumena
Function	Suspended Pendant Light
Construction	CNC Machined / Anodised 6061
Electrical	SELV 12 ~ 24V AC / 15 ~ 24V DC
Cable	900mm Aqualux Dual Silicon/PTFE
IP Rating	IP67
Warranty	3 Year Aqualux Warranty
Additional	2mm Stainless Steel Suspension Wire RGBW Option Available

CONFIGURE			
Body Options	Satin Chrome	SC	
	Black	BK	
LED Options	300lms [3000K/5500K]	X03	3W
	550lms [3000K/5500K]	X12	6W
	Red / Green / Blue / Amber	R / G / B / A	2.5W
	RGBW	Z	5.0W
Optic	Narrow	10 FWHM	N
	Medium	25 FWHM	M
	Wide	40 FWHM	W

## RGBW Option

DMX / PWM / Offsite Control



IES Available



Symmetric Beam Optics

WAS / Wall Washer Reflector



# AQL-158 Recessed Uplight

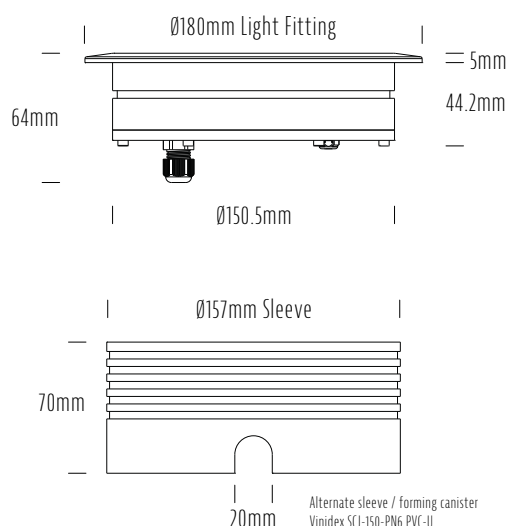
**The AQL-158 is a high-power recessed uplight for illuminating walls, features and columns. Available with an advanced wall-washing reflector for even horizontal illumination and glare minimisation, the AQL-158 can also be configured with triple TIR optics for symmetric beam patterns & RGBW operation.**

- 30W / White CCT / RGBW Colour Changing
- High-transmission glass with glare guard
- Wall Washer & Symmetric versions
- Professional colour-mixing optics
- CNC Machined Unibody design
- GORE Protective Vent
- IP67 Rated

Product Code	AQL-158
Product Family	LumenaPro
Mounting	Recessed Canister / PVC Forming Tube (Opt)
Construction	Body: CNC Machined AL6061 Dressring: AL6061 / Brass (Opt)
Electrical	White: 24V DC RGBW: 24V DC
Dimming / Control	White: PWM + 24V (3-wire) RGBW: PWM + 24V (6-wire)
Body Colour	Anodised Silver or Black
Watts	White: 30W RGBW: 30W
Lumens	Wall Washer 3000K: Symmetric 3000K: 2500lm RGBW: 345 / 600 / 135 / 780
Optical	10° / 25° / 35° / 12"x40°
CCT	White: 2700K - 6500K RGBW: 625nm / 525nm / 455nm / 6500K
LED / L70	Wall Washer: CREE CXB2530 / Symmetric: CREE XHP50 / 72,600 hrs + RGBW: 10W / 50,000 hrs @ 100%
CRI (White)	80 (Std) / 90 (Opt)
IP Rating	IP67
Cable	AqualuxPLUS+ Anti-Siphon Quick Connect
Warranty	5 Year Aqualux Warranty
Dimensions	157D x 93H

## RGBW Option

DMX / PWM / Offsite Control





Anodised Silver

Anodised Black

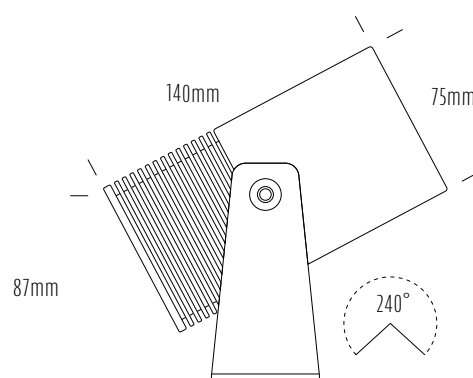


# AQL-180 Spotlight

**The AQL-180 is a high-output projector designed for architectural and commercial lighting applications. Available in White or RGBW options with advanced colour mixing optics, the AQL-180 is perfect for the dynamic RGB illumination of a variety of external facades and features.**

- 25W White
- 25W RGBW
- High-transmission glass
- Professional colour-mixing optics
- IP67 Rated
- SS304 Bracket
- CNC Machined Unibody design
- Gore Protective Vent

<b>Product Code</b>	AQL-180
<b>Product Family</b>	LumenaPro
<b>Mounting</b>	U-Bracket / Screws
<b>Construction</b>	CNC Unibody Machined AL6061 Bracket SS304
<b>Electrical</b>	3000K: 24V AC/DC RGBW: 24V DC
<b>Dimming / Control</b>	3000K: PWM + POWER (3-wire) RGBW: PWM + POWER (6-wire)
<b>Body Colour</b>	Anodised Silver or Black
<b>Watts</b>	3000K: 25W CREE XHP70 RGBW: 25W TX5050
<b>Lumens</b>	3000K: 2000lm RGB+6500K: 240 / 380 / 2.8W / 630
<b>Optical</b>	9° / 25° / 35°
<b>CCT</b>	White: 2700K - 5700K RGBW: 625nm / 522nm / 452nm / 6500K
<b>LED / L70</b>	White: CREE XHP70 / 72,600 hrs + RGBW: 20,000 hrs @ 100%
<b>CRI (White)</b>	80 (Std) / 90 (Opt)
<b>IP Rating</b>	IP67
<b>Cable</b>	AqualuxPLUS+ Anti-Siphon Quick Connect
<b>Warranty</b>	5 Year Aqualux Warranty
<b>Dimensions</b>	140L x 75D





Anodised Silver

Anodised Black

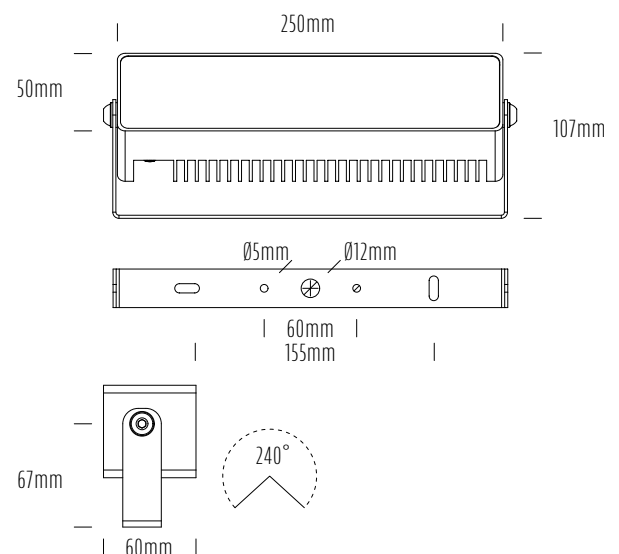


# AQL-980 Floodlight

**The AQL-980 is a compact architectural floodlight capable of high-powered RGBW and White illumination. In the RGBW configuration, the AQL-980 utilises advanced colour mixing optics to produce smooth hue transitions at high output levels.**

- 50W White / RGB+3000K / 6500k / Amber
- High-transmission glass
- GORE Protective Vent
- Professional colour-mixing optics
- IP67 Rated
- SS304 Mounting bracket
- CNC Machined Unibody design

Product Code	AQL-980
Product Family	LumenaPro
Mounting	SS304 Bracket / Twin 10mm Holes
Construction	Body: CNC Machined AL6061 Bracket: SS304 / Powder Coated(Opt)
Electrical	White: 24V DC RGBW: 24V DC
Dimming / Control	White: PWM + 24V (3-wire) RGBW: PWM + 24V (6-wire)
Body Colour	Anodised Silver or Black
Watts	White: 50W RGBW: 50W
Lumens	RGBW: 700 / 1150 / 225 / 1300 3000K: 4000
Optical	10° / 25° / 35° / 12°x40°
CCT	White: 2700K - 6500K RGBW: 625nm / 525nm / 455nm / 3000K
LED / L70	RGBW: 10W / 50,000 hrs @ 100% WHITE: CREE XHP50.2 / 72,600 hrs +
CRI (White)	80 (Std) / 90 (Opt)
IP Rating	IP67
Warranty	5 Year Aqualux Warranty
Cable	AqualuxPLUS+ Anti-Siphon Quick Connect
Dimensions	250L x 60D x 60H



---

# Elements

---

Landscape lighting essentials that perform to spec and to budget.

The Elements range covers many different project requirements from small backyards through to multi-zoned residential developments. Built from quality Copper and Stainless Steel in 304 and 316 grades, Elements has you covered.



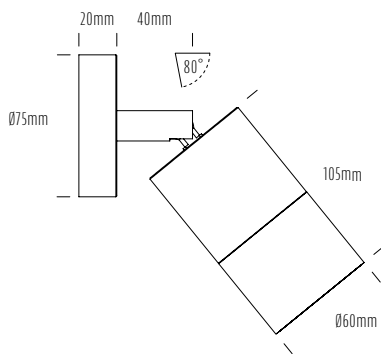





# Adjustable Wall Light

  
**2yr Warranty**  
Limited


  
**52mm**  
Mounting Centres

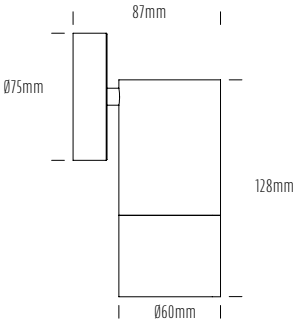


TECHNICAL		
Product Codes	AWL-05-SS-316	
	AWL-05-SS-316-240	
Product Family	Elements	
Function	Surface / Wall Light	
Construction	AWL-05-SS-316	Stainless Steel 316
	AWL-05-SS-316-240	Stainless Steel 316
Electrical	AWL-05-SS-316	MR16 SELV
	AWL-05-SS-316-240	GU10 240VAC
Cable	200mm Twin Lead	
IP Rating	IP65	
Warranty	Aqualux 2-Year Limited Warranty	
Additional		

# Fixed Wall Light

  
2yr Warranty  
Limited

  
52mm  
Mounting Centres



TECHNICAL		
Product Codes	AWL-06-SS-316	
	AWL-06-SS-316-240	
Product Family	Elements	
Function	Surface / Wall Light	
Construction	AWL-06-SS-316	Stainless Steel 316
	AWL-06-SS-316-240	Stainless Steel 316
Electrical	AWL-06-SS-316	MR16 SELV
	AWL-06-SS-316-240	GU10 240VAC
Cable	200mm Twin Lead	
IP Rating	IP65	
Warranty	Aqualux 2-Year Limited Warranty	
Additional		

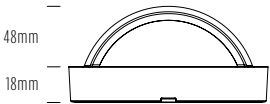
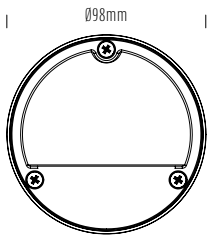
# Step Light



**IP65 Rated**  
Rain Proof



**2yr Warranty**  
Limited

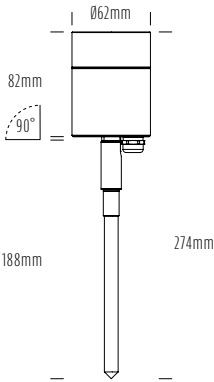


TECHNICAL		
Product Codes	AWL-01-SS-316	
Product Family	Elements	
Function	Surface Mount Steplight	
Construction	AWL-01-SS	Stainless Steel 316
Electrical	AWL-01-SS	G4 JC-Type SELV
Cable	200mm Twin Lead	
IP Rating	IP65	
Warranty	Aqualux 2-Year Limited Warranty	
Additional	12~24V CREE LED Option	3W

# Spike Spotlight

  
IP65 Rated  
Rain Proof

  
2yr Warranty  
Limited




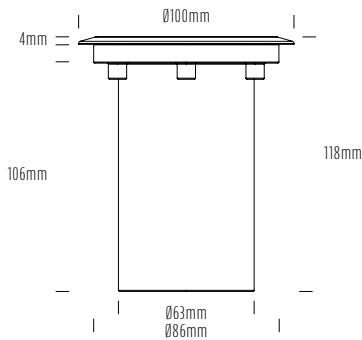

TECHNICAL		
Product Codes	AUL-02-SS	304 SS
	AUL-02-SS-316	316 SS
Product Family	Elements	
Function	Spike Light	
Construction	Stainless Steel	
Electrical	MR16 SELV	
Cable	200mm Twin Lead	
IP Rating	IP65	
Warranty	Aqualux 2-Year Limited Warranty	
Additional	600mm Extension Available	

# Recessed Uplight

  
**IP65 Rated**  
Rain Proof

  
**2yr Warranty**  
Limited

  
**90mm**  
Cutout Diameter




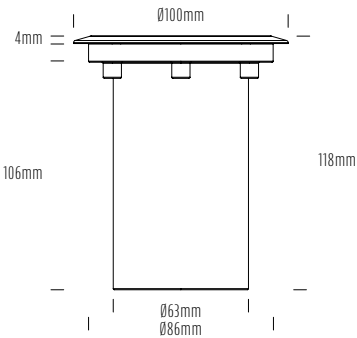
TECHNICAL		
Product Codes	AUL-03-SS-316	
Product Family	Elements	
Function	Recessed Uplight	
Construction	AUL-03-SS-316	Stainless Steel 316
Electrical	AUL-03-SS-316	MR16 SELV
Cable	200mm Twin Lead	
IP Rating	IP65	
Warranty	Aqualux 2-Year Limited Warranty	
Additional		

# Recessed Uplight

  
**IP65 Rated**  
Rain Proof

  
**2yr Warranty**  
Limited

  
**90mm**  
Cutout Diameter



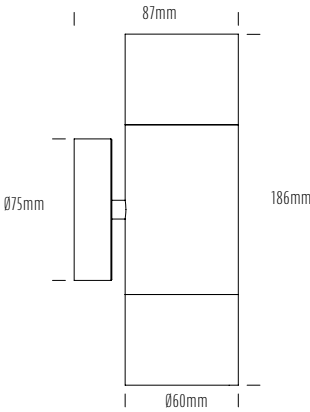

TECHNICAL		
Product Codes	AUL-04-SS-316	
Product Family	Elements	
Function	Recessed Light	
Construction	AUL-04-SS-316	Stainless Steel 316
Electrical	AUL-04-SS-316	MR16 SELV
Cable	200mm Twin Lead	
IP Rating	IP65	
Warranty	Aqualux 2-Year Limited Warranty	
Additional		

# Copper Wall Light

  
**IP65 Rated**  
Rain Proof

  
**2yr Warranty**  
Limited

  
**52mm**  
Mounting Centres



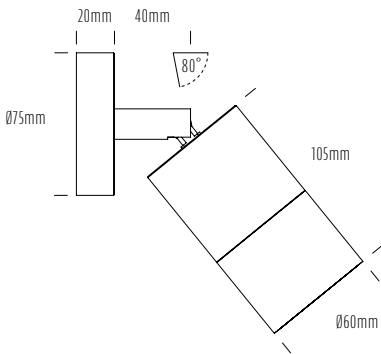

TECHNICAL		
Product Codes	AWL-03-CP	
	AWL-03-CP-240	
Product Family	Elements	
Function	Surface / Wall Mount	
Construction	AWL-03-CP	Pure Copper
	AWL-03-CP-240	Pure Copper
Electrical	AWL-03-CP	MR16 SELV
	AWL-03-CP-240	GU10 240VAC
Cable	200mm Twin Lead	
IP Rating	IP65	
Warranty	Aqualux 2-Year Limited Warranty	
Additional		

# Copper Adjustable Light

IP65 Rated  
Rain Proof

2yr Warranty  
Limited

52mm  
Mounting Centres




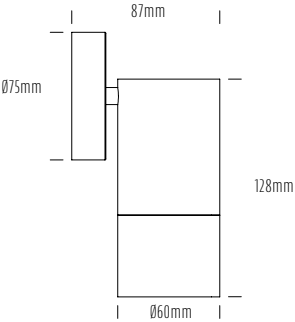
TECHNICAL		
Product Codes	AWL-05-CP	
	AWL-05-CP-240	
Product Family	Elements	
Function	Surface / Wall Mount Adjustable	
Construction	AWL-05-CP	Pure Copper
	AWL-05-CP-240	Pure Copper
Electrical	AWL-05-CP	MR16 SELV
	AWL-05-CP-240	GU10 240VAC
Cable	200mm Twin Lead	
IP Rating	IP65	
Warranty	Aqualux 2-Year Limited Warranty	
Additional		

# Fixed Copper Wall Light

  
**IP65 Rated**  
Rain Proof

  
**2yr Warranty**  
Limited

  
**52mm**  
Mounting Centres

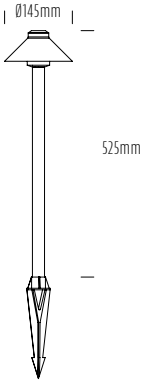


TECHNICAL		
Product Codes	AWL-06-CP	
	AWL-06-CP-240	
Product Family	Elements	
Function	Surface / Wall Mount Fixed	
Construction	AWL-06-CP	Pure Copper
	AWL-06-CP-240	Pure Copper
Electrical	AWL-06-CP	MR16 SELV
	AWL-06-CP-240	GU10 240VAC
Cable	200mm Twin Lead	
IP Rating	IP65	
Warranty	Aqualux 2-Year Limited Warranty	
Additional		

# Pathlight

  
**IP65 Rated**  
Rain Proof

  
**2yr Warranty**  
Limited

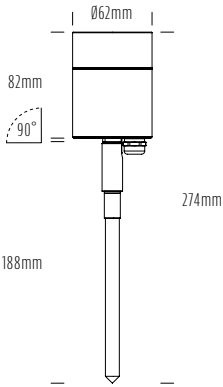


TECHNICAL		
Product Codes	ABL-01-CP-LED	
Product Family	Elements	
Function	Pathway Lights	
Construction	Pure Copper	
Electrical	12 - 24V AC / DC - 5W - 250lms	
Cable	200mm Twin Lead	
IP Rating	IP65	
Warranty	Aqualux 2-Year Limited Warranty	
Additional	Integrated CREE LED 3000K / 250lms	

# Copper Uplight

  
**IP65 Rated**  
Rain Proof

  
**2yr Warranty**  
Limited



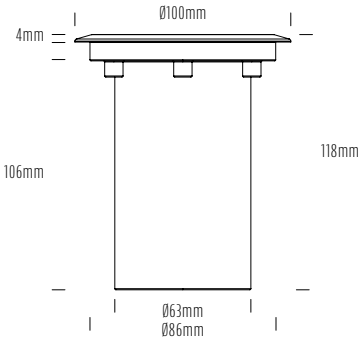
TECHNICAL		
Product Codes	AUL-02-CP	
Product Family	Elements	
Function	Spike Spot	
Construction	Pure Copper	
Electrical	MR16 SELV	
Cable	200mm Twin Lead	
IP Rating	IP65	
Warranty	Aqualux 2-Year Limited Warranty	
Additional		

# Brass Uplight - Round

IP65 Rated  
Rain Proof

2yr Warranty  
Limited

90mm  
Cutout Diameter



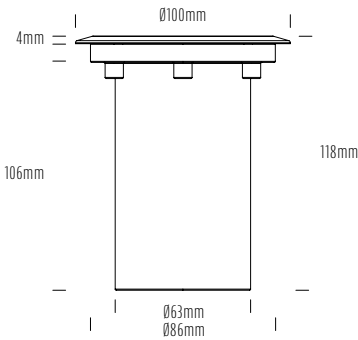
TECHNICAL		
Product Codes	AUL-03-BR	
Product Family	Elements	
Function	Recessed Uplight	
Construction	Canister	Stainless Steel 304
	Faceplate	Brass
Electrical	AUL-03-BR	MR16 SELV
Cable	200mm Twin Lead	
IP Rating	IP65	
Warranty	Aqualux 2-Year Limited Warranty	
Additional		

# Brass Uplight - Square

  
**IP65 Rated**  
Rain Proof

  
**2yr Warranty**  
Limited

  
**90mm**  
Cutout Diameter



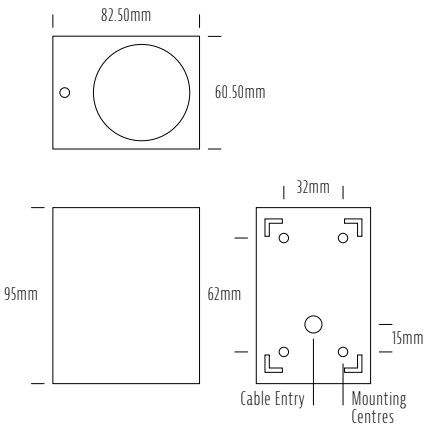
## TECHNICAL

Product Codes	AUL-04-BR	
Product Family	Elements	
Function	Square Recessed Uplight	
Construction	Canister	Stainless Steel 304
	Faceplate	Brass
Electrical	AUL-04-BR	MR16 SELV
Cable	200mm Twin Lead	
IP Rating	IP65	
Warranty	Aqualux 2-Year Limited Warranty	
Additional		

# Wall Light / Single

IP65 Rated  
Rain Proof

2yr Warranty  
Limited

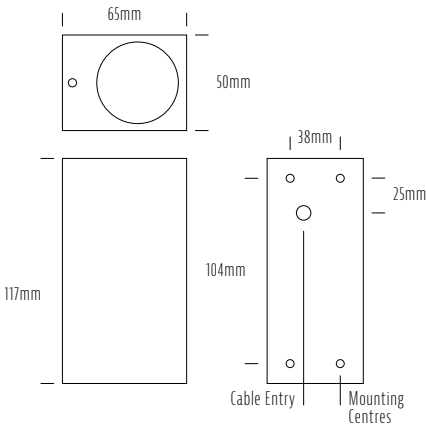


TECHNICAL		
Product Code	AQL-600	
Product Family	Elements	
Function	Prism Wall Light / Single	
Construction	Aluminium + Powder Coat	Black / White
LED	CREE 3000K	Integrated 7W
Electrical	240V AC	24V DC SELV
Cable	Terminal Block	
IP Rating	IP65	
Warranty	Aqualux 2-Year Limited Warranty	
Additional		

# Wall Light / Double

  
**IP65 Rated**  
Rain Proof

  
**2yr Warranty**  
Limited

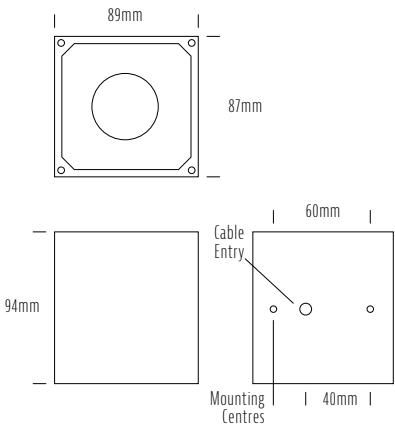


TECHNICAL		
Product Code	AQL-601	
Product Family	Elements	
Function	Prism Wall Light / Double	
Construction	Aluminium + Powder Coat	Black / White
LED	CREE 3000K	Integrated 7W x 2
Electrical	240V AC	24V DC SELV
Cable	Terminal Block	
IP Rating	IP65	
Warranty	Aqualux 2-Year Limited Warranty	
Additional		

# Cube Light / Single

IP65 Rated  
Rain Proof

2yr Warranty  
Limited

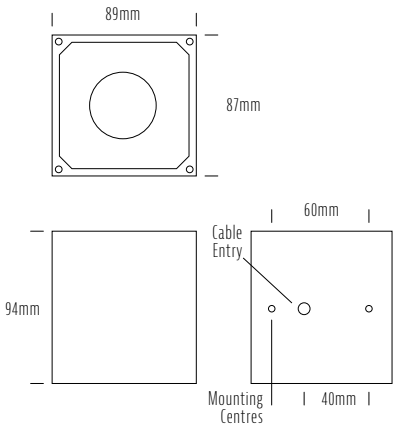


TECHNICAL		
Product Code	AQL-602	
Product Family	Elements	
Function	Cube Wall Light / Single	
Construction	Aluminium + Powder Coat	Black
LED	CREE 3000K	Integrated 7W
Electrical	240V AC	24V DC SELV
Cable	Terminal Block	
IP Rating	IP65	
Warranty	Aqualux 2-Year Limited Warranty	
Additional		

# Cube Light / Double

  
**IP65 Rated**  
Rain Proof

  
**2yr Warranty**  
Limited



TECHNICAL		
Product Code	AQL-602	
Product Family	Elements	
Function	Cube Wall Light / Double	
Construction	Aluminium + Powder Coat	Black
LED	CREE 3000K	Integrated 14W
Electrical	240V AC	24V DC SELV
Cable	Terminal Block	
IP Rating	IP65	
Warranty	Aqualux 2-Year Limited Warranty	
Additional		

---


# Hydra

---

The Hydra range is constructed around the best-selling AQL-400 spot light. Built using solid cast, aged brass, the Hydra family of outdoor luminaires is a rock-solid platform for creating a dependable and long-lasting landscape lighting solution.

Utilise our class-leading LED lamps for the ultimate in performance and design creativity, allowing you and your clients to develop the perfect landscape lighting project.

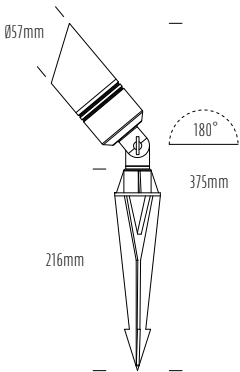




# Spike Spotlight

IP65 Rated  
Rain Proof

2yr Warranty  
Limited



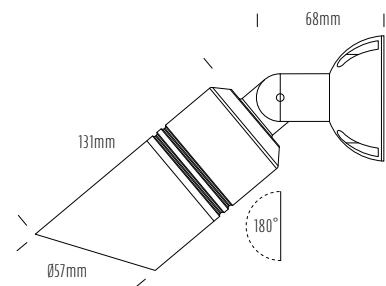
TECHNICAL		
Product Codes	AQL-400	
Description	Spike Uplight	
Product Family	Hydra	
Function	Spike Light	
Construction	Solid Cast & CNC Machined Brass	Pre-Aged
Electrical	GX5.3 MR16 Lamp	
Cable	500mm Twin Lead	
IP Rating	IP65	
Warranty	Aqualux 2-Year Limited Warranty	
Additional	Use with AGL-250/550 LED Lamps	

# Surface Light

  
**IP65 Rated**  
Rain Proof

  
**2yr Warranty**  
Limited

  
**52mm**  
Mounting Centres



TECHNICAL		
Product Codes	AQL-401	
Description	Adjustable Surface Mount Spotlight	
Product Family	Hydra	
Function	Surface Light	
Construction	Solid Cast & CNC Machined Brass	Pre-Aged
Electrical	GX5.3 MR16 Lamp	
Cable	500mm Twin Lead	
IP Rating	IP65	
Warranty	Aqualux 2-Year Limited Warranty	
Additional	Use with AGL-250/550 LED Lamps	

# Twin Adjustable Surface Light



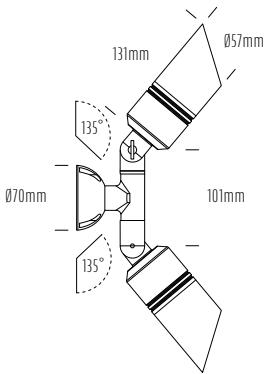
**IP65 Rated**  
Rain Proof



**2yr Warranty**  
Limited



**52mm**  
Mounting Centres



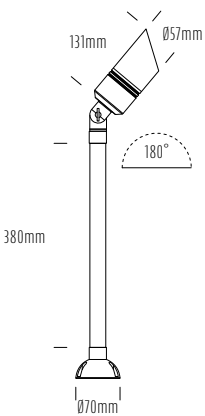
TECHNICAL		
Product Codes	AQL-402	
Description	Twin Surface Mount Light	
Product Family	Hydra	
Function	Surface Light	
Construction	Solid Cast & CNC Machined Brass	Pre-Aged
Electrical	GX5.3 MR16 Lamp	
Cable	500mm Twin Lead	
IP Rating	IP65	
Warranty	Aqualux 2-Year Limited Warranty	
Additional	Use with AGL-250/550 LED Lamps	

# Surface Spotlight

  
**IP65 Rated**  
Rain Proof


  
**2yr Warranty**  
Limited

  
**52mm**  
Mounting Centres




TECHNICAL		
Product Codes	AQL-403	
Description	Adjustable Surface Mount Spotlight	
Product Family	Hydra	
Function	Surface Light	
Construction	Solid Cast & CNC Machined Brass	Pre-Aged
Electrical	GX5.3 MR16 Lamp	
Cable	500mm Twin Lead	
IP Rating	IP65	
Warranty	Aqualux 2-Year Limited Warranty	
Additional	Use with AGL-250/550 LED Lamps	


# Adjustable Pathlight



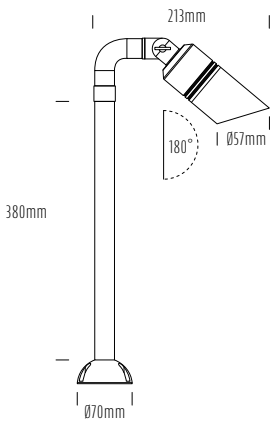
**IP65 Rated**  
Rain Proof



**2yr Warranty**  
Limited



**52mm**  
Mounting Diameter




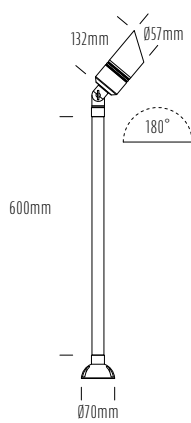

TECHNICAL		
Product Codes	AQL-404	
Description	Surface Mount Pathlight	
Product Family	Hydra	
Function	Surface Path Light	
Construction	Solid Cast & CNC Machined Brass	Pre-Aged
Electrical	GX5.3 MR16 Lamp	
Cable	500mm Twin Lead	
IP Rating	IP65	
Warranty	Aqualux 2-Year Limited Warranty	
Additional	Use with AGL-250/550 LED Lamps	

# Surface Spotlight

  
**IP65 Rated**  
Rain Proof

  
**2yr Warranty**  
Limited

  
**52mm**  
Mounting Centres



TECHNICAL		
Product Codes	AQL-405	
Description	Adjustable Surface Mount Spotlight	
Product Family	Hydra	
Function	Surface Light	
Construction	Solid Cast & CNC Machined Brass	Pre-Aged
Electrical	GX5.3 MR16 Lamp	
Cable	500mm Twin Lead	
IP Rating	IP65	
Warranty	Aqualux 2-Year Limited Warranty	
Additional	Use with AGL-250/550 LED Lamps	

# Adjustable Pathlight



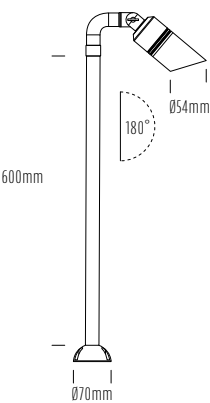
IP65 Rated  
Rain Proof



2yr Warranty  
Limited



52mm  
Mounting Centres




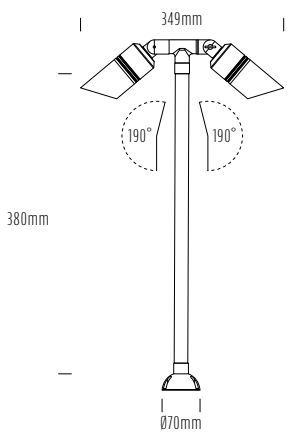
TECHNICAL		
Product Codes	AQL-406	
Description	Surface Mount Pathlight 60CM	
Product Family	Hydra	
Function	Surface Path Light	
Construction	Solid Cast & CNC Machined Brass	Pre-Aged
Electrical	GX5.3 MR16 Lamp	
Cable	500mm Twin Lead	
IP Rating	IP65	
Warranty	Aqualux 2-Year Limited Warranty	
Additional	Use with AGL-250/550 LED Lamps	

# Adjustable Pathlight

  
**IP65 Rated**  
Rain Proof

  
**2yr Warranty**  
Limited

  
**52mm**  
Mounting Centres



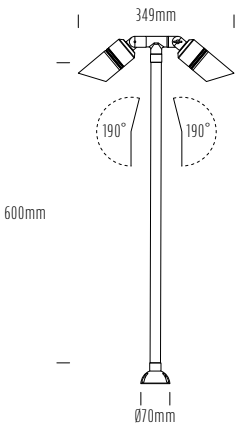
TECHNICAL		
Product Codes	AQL-407	
Description	Surface Mount Pathlight 60CM	
Product Family	Hydra	
Function	Surface Path Light	
Construction	Solid Cast & CNC Machined Brass	Pre-Aged
Electrical	GX5.3 MR16 Lamp	
Cable	500mm Twin Lead	
IP Rating	IP65	
Warranty	Aqualux 2-Year Limited Warranty	
Additional	Use with AGL-250/550 LED Lamps	

Twin Adjustable Surface Pathlight

IP65 Rated  
Rain Proof

2yr Warranty  
Limited

52mm  
Mounting Centres

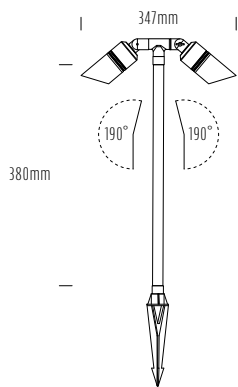


TECHNICAL		
Product Codes	AQL-408	
Description	Surface Mount Twin Pathlight	
Product Family	Hydra	
Function	Surface Path Light	
Construction	Solid Cast & CNC Machined Brass	Pre-Aged
Electrical	GX5.3 MR16 Lamp	
Cable	500mm Twin Lead	
IP Rating	IP65	
Warranty	Aqualux 2-Year Limited Warranty	
Additional	Use with AGL-250/550 LED Lamps	

# Twin Adjustable Spike Pathlight

IP65 Rated  
Rain Proof

2yr Warranty  
Limited



TECHNICAL		
Product Codes	AQL-409	
Description	Twin Spike Pathlight	
Product Family	Hydra	
Function	Spike Path Light	
Construction	Solid Cast & CNC Machined Brass	Pre-Aged
Electrical	GX5.3 MR16 Lamp	
Cable	500mm Twin Lead	
IP Rating	IP65	
Warranty	Aqualux 2-Year Limited Warranty	
Additional	Use with AGL-250/550 LED Lamps	

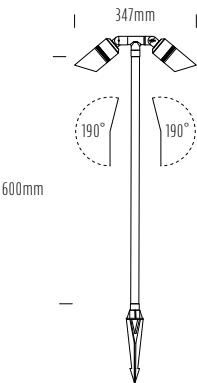
# Twin Spike Light



**IP65 Rated**  
Rain Proof



**2yr Warranty**  
Limited

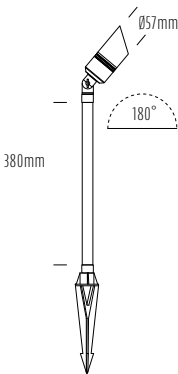


TECHNICAL		
Product Codes	AQL-410	
Description	Spike Uplight 38CM	
Product Family	Hydra	
Function	Spike Path Light	
Construction	Solid Cast & CNC Machined Brass	Pre-Aged
Electrical	GX5.3 MR16 Lamp	
Cable	500mm Twin Lead	
IP Rating	IP65	
Warranty	Aqualux 2-Year Limited Warranty	
Additional	Use with AGL-250/550 LED Lamps	

# Adjustable Spike Spotlight

 **IP65 Rated**  
Rain Proof

 **2yr Warranty**  
Limited

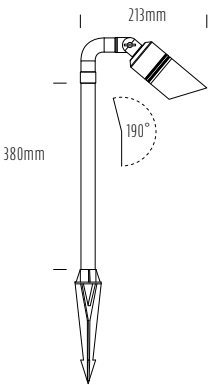


TECHNICAL		
Product Codes	AQL-411	
Description	Spike Uplight 38CM	
Product Family	Hydra	
Function	Spike Light	
Construction	Solid Cast & CNC Machined Brass	Pre-Aged
Electrical	GX5.3 MR16 Lamp	
Cable	500mm Twin Lead	
IP Rating	IP65	
Warranty	Aqualux 2-Year Limited Warranty	
Additional	Use with AGL-250/550 LED Lamps	

# Adjustable Spike Pathlight

IP65 Rated  
Rain Proof

2yr Warranty  
Limited



TECHNICAL		
Product Codes	AQL-412	
Description	Spike Pathlight 38CM	
Product Family	Hydra	
Function	Spike Path Light	
Construction	Solid Cast & CNC Machined Brass	Pre-Aged
Electrical	GX5.3 MR16 Lamp	
Cable	500mm Twin Lead	
IP Rating	IP65	
Warranty	Aqualux 2-Year Limited Warranty	
Additional	Use with AGL-250/550 LED Lamps	

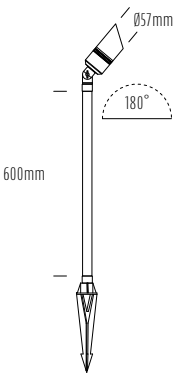
# Adjustable Spike Spotlight



IP65 Rated  
Rain Proof



2yr Warranty  
Limited

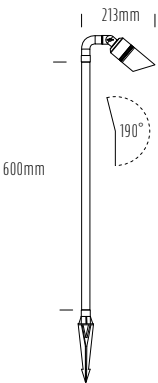


TECHNICAL		
Product Codes	AQL-413	
Description	Spike Uplight 60CM	
Product Family	Hydra	
Function	Spike Light	
Construction	Solid Cast & CNC Machined Brass	Pre-Aged
Electrical	GX5.3 MR16 Lamp	
Cable	500mm Twin Lead	
IP Rating	IP65	
Warranty	Aqualux 2-Year Limited Warranty	
Additional	Use with AGL-250/550 LED Lamps	

# Adjustable Spike Pathlight

IP65 Rated  
Rain Proof

2yr Warranty  
Limited

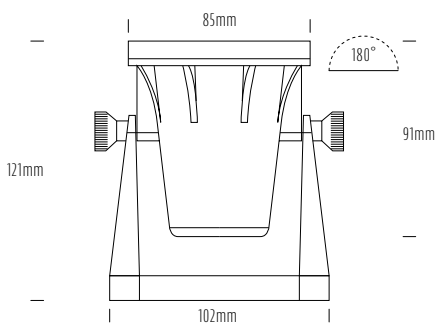



TECHNICAL		
Product Codes	AQL-414	
Description	Spike Pathlight 60CM	
Product Family	Hydra	
Function	Spike Path Light	
Construction	Solid Cast & CNC Machined Brass	Pre-Aged
Electrical	GX5.3 MR16 Lamp	
Cable	500mm Twin Lead	
IP Rating	IP65	
Warranty	Aqualux 2-Year Limited Warranty	
Additional	Use with AGL-250/550 LED Lamps	

# Pond Light

  
**IP68 Rated**  
Rain Proof

  
**2yr Warranty**  
Limited

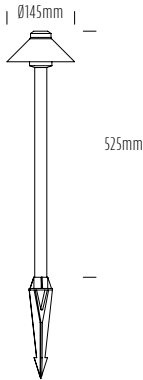



TECHNICAL		
Product Codes	AQL-415	
Product Family	Hydra	
Function	Spot Light	
Construction	Solid Cast Brass	Aged Brass
Electrical	SELV	MR16 Lamp
Cable	4M Aqualux 2-Core Silicone / PTFE Cable	
IP Rating	IP68	
Warranty	3 Year Construction, 3 Year Electrical	
Additional	Extended Lead Option	

# Hooded Pathlight

IP65 Rated  
Rain Proof

2yr Warranty  
Limited

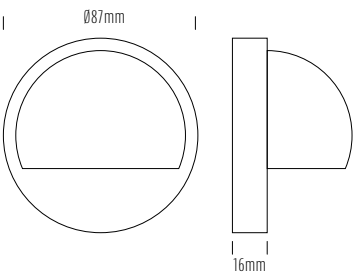


TECHNICAL		
Product Codes	AQL-416	
Product Family	Hydra	
Function	Pathway Light	
Construction	Solid Cast Brass	Pre Aged Brushed Chrome
Electrical	12 ~ 24V AC/DC	5W / 300lm
Cable	200mm Twin Lead	
IP Rating	IP65	
Warranty	Aqualux 2-Year Limited Warranty	
Additional	Integrated CREE LED 3000K	
	Surface Mount Available	

# Eyelid Steplight

  
**IP65 Rated**  
Rain Proof

  
**2yr Warranty**  
Limited

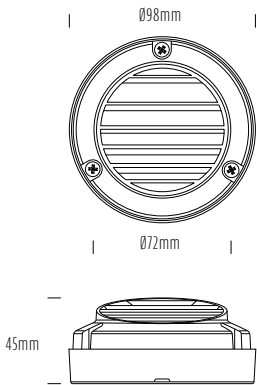


TECHNICAL		
Product Codes	AQL-417	
Product Family	Hydra	
Function	Step Light	
Construction	Solid Cast Brass	Aged Brass
Electrical	12~24 V AC/DC	Integrated 3W LED
Cable	200mm Twin Lead	300lm Warm White LED
IP Rating	IP65	
Warranty	Aqualux 2-Year Limited Warranty	
Additional		

# Slotted Steplight

IP65 Rated  
Rain Proof

2yr Warranty  
Limited

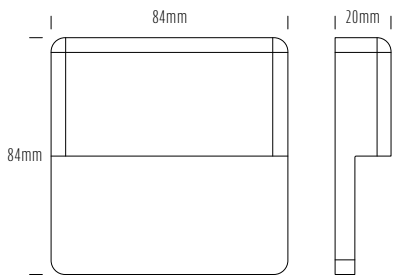


TECHNICAL		
Product Codes	AQL-418	
Product Family	Hydra	
Function	Step / Surface Light	
Construction	Aged Brass	
Electrical	G4 JC-Type SELV	
Cable	200mm Twin Lead	
IP Rating	IP65	
Warranty	Aqualux 2-Year Limited Warranty	
Additional	12~24V CREE LED Option	3W / 200lm

# Slimline Square Steplight

  
**IP65 Rated**  
Rain Proof

  
**2yr Warranty**  
Limited

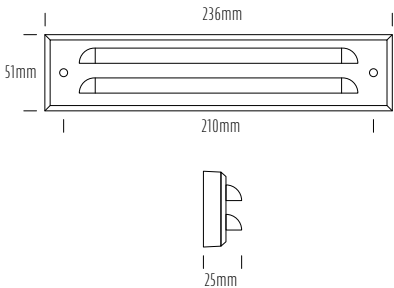


TECHNICAL		
Product Codes	AQL-419	
Product Family	Hydra	
Function	Step / Surface Light	
Construction	Solid Cast Brass	
Electrical	Integrated 12~24V DC/DC	3W LED 200lm
Cable	200mm Twin Lead	
IP Rating	IP65	
Warranty	Aqualux 2-Year Limited Warranty	
Additional		

# Slotted Steplight

IP65 Rated  
Rain Proof

2yr Warranty  
Limited

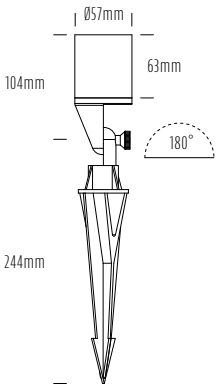


TECHNICAL		
Product Codes	AQL-420	
Product Family	Hydra	
Function	Step / Surface Light	
Construction	Solid Cast Brass	Aged Brass
Electrical	SELV 12 / 24V DC	LED
Cable	500mm Twin Lead	
IP Rating	IP65	
Warranty	Aqualux 2-Year Limited Warranty	
Additional		

# TURBO Spike

  
**IP65 Rated**  
Rain Proof

  
**2yr Warranty**  
Limited



## TECHNICAL

Product Codes	AQL-450
Product Family	Hydra
Function	Spike Light
Construction	Solid Cast Brass / Black Powder Coat
Electrical	Included 4W LED Globe
Cable	500mm Twin Lead
IP Rating	IP65
Warranty	Aqualux 5 Year Limited Warranty
Additional	Available in 12 packs.

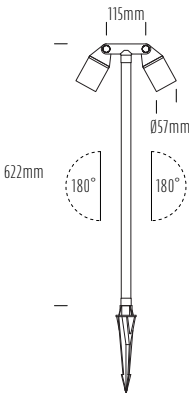

# TWIN TURBO Spike



IP65 Rated  
Rain Proof



2yr Warranty  
Limited



TECHNICAL	
Product Codes	AQL-451
Product Family	Hydra
Function	Spike Light
Construction	Solid Cast Brass / Black Powder Coat
Electrical	Included 2 x 4W LED Globe
Cable	500mm Twin Lead
IP Rating	IP65
Warranty	Aqualux 5 Year Limited Warranty
Additional	Available in 12 packs.



---

# Phoenix

---

The Phoenix family is created from solid cast brass and represents some of the most durable, long-lasting landscape luminaires available today.

From one of the oldest classes of metals comes some of the newest lighting products available.

Phoenix features the latest LED technology and is crafted from 100% solid cast brass, finished in a range of styles to match your next project.

Timeless luminaire design for today's landscapes.

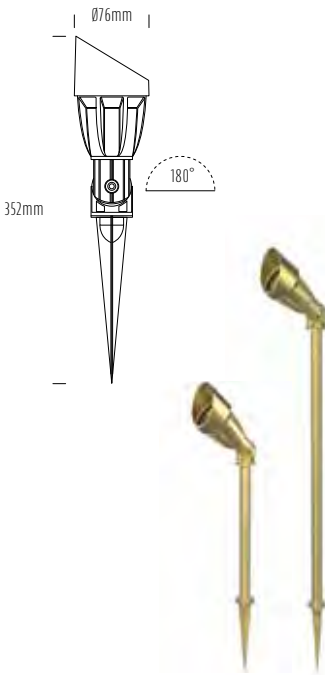




# Spike Spotlight

IP65 Rated  
Rain Proof

3yr Warranty  
Limited




TECHNICAL	
Product Code	AQL-503
Product Family	Phoenix
Function	Adjustable Spike Light
Construction	Solid Cast Brass
Electrical	SELV 12 ~ 24V AC / DC or GX5.3 Drop-In
Cable	900mm Aqualux Dual Silicon/PTFE
IP Rating	IP65
Warranty	3 Year Aqualux Warranty
Additional	300mm & 600mm Riser Poles Available

CONFIGURE			
Body Options	Natural Brass	BR	
	Black Powder Coat	BK	
	Brushed Chrome	BC	
	Antique Bronze	AB	
LED Options	300lms [3000K / 5500K]	X03	3W
	550lms [3000K / 5500K]	X12	6W
	Red / Green / Blue / Amber	R / G / B / A	2.5W
MR16	GU5.3 Lampholder Option	LED Lamp	-
Optic	Narrow	10 FWHM	N
	Medium	25 FWHM	M
	Wide	40 FWHM	W

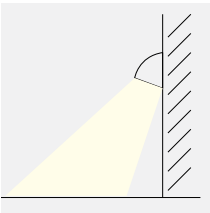
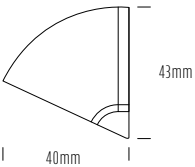
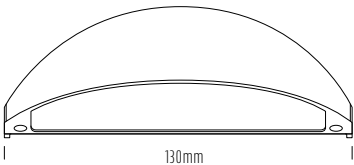
**RGBW Option**  
DMX / PWM / Offsite Control

# Step Light

  
**IP66 Rated**  
Rain Proof

  
**3yr Warranty**  
Limited

  
**52mm**  
Mounting Centres



TECHNICAL	
Product Code	AQL-510
Product Family	Phoenix
Function	Wall / Surface Mount
Construction	Solid Cast Brass
Electrical	SELV 12 ~ 24V AC / DC
Cable	900mm Aqualux Dual Silicon/PTFE
IP Rating	IP65
Warranty	3 Year Aqualux Warranty
Additional	

CONFIGURE			
Body Options	Natural Brass	BR	
	Black Powder Coat	BK	
	Brushed Chrome	BC	
	Brushed Copper	CP	
	Antique Bronze	AB	
LED Options	250lms [3000K]	X06	4W
Optic	Frosted		

# Step Light



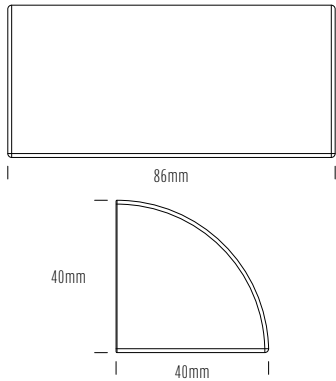


**IP67 Rated**  
Rain Proof



**3yr Warranty**  
Limited



**58mm**  
Mounting Centres




TECHNICAL	
Product Code	AQL-520
Product Family	Phoenix
Mounting	Surface Light
Construction	Solid Cast Brass
Electrical	SELV 12 ~ 24V AC / DC
Cable	900mm Aqualux Dual Silicon/PTFE
IP Rating	IP66
Warranty	3 Year Aqualux Warranty
Additional	IP67 Resin Filled Option

CONFIGURE			
Body Options	Natural Brass	BR	
	Black Powder Coat	BK	
	Brushed Chrome	BC	
	Brushed Copper	CP	
	Antique Bronze	AB	
LED Options	250lms [3000K]	X06	4W
Optic	Clear		
	Frosted		

# Recessed Uplight

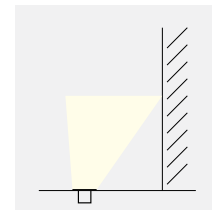

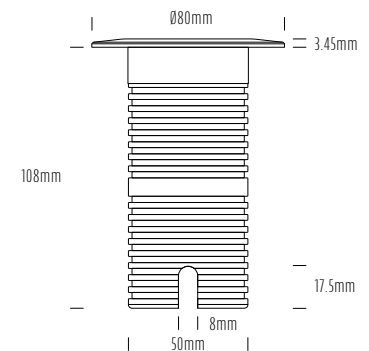
  
**IP68 Rated**  
Rain Proof

  
**3yr Warranty**  
Limited

  
**50mm**  
Cutout Diameter



AQL-530 - Only the face plate is brushed in BC & CP finishes



Wall Washer /  
Cutoff Option

TECHNICAL	
Product Code	AQL-530
Product Family	Phoenix
Function	Recessed Light
Construction	Solid Cast Brass
Electrical	SELV 12 ~ 24V AC / DC
Cable	900mm Aqualux Dual Silicon / PTFE
IP Rating	IP68
Warranty	3 Year Aqualux Warranty
Additional	RGBW Option Available

CONFIGURE			
Body Options	Natural Brass	BR	
	Black Powder Coat	BK	
	Brushed Chrome	BC	
	Brushed Copper	CP	
	Antique Bronze	AB	
LED Options	300lms [3000K / 5500K]	X03	3W
	550lms [3000K / 5500K]	X12	6W
	Red / Green / Blue / Amber	R / G / B / A	2.5W
	RGBW	Z	4W
Optic	Narrow	10 FWHM	N
	Medium	25 FWHM	M
	Wide	40 FWHM	W
	Asymmetric	Cutoff	A

## RGBW Option

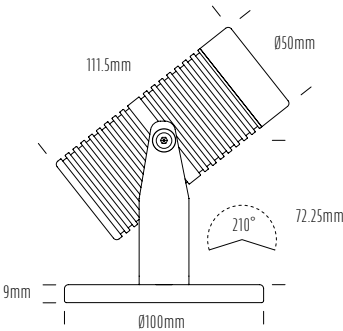
DMX / PWM / Offsite Control



# Pond Light

  
**IP68**  
Waterproof

  
**3yr Warranty**  
Limited



TECHNICAL	
Product Code	AQL-540
Product Family	Phoenix
Function	Surface Light
Construction	Solid Cast Brass
Electrical	SELV 12 ~ 24V AC / DC
Cable	900mm Aqualux Dual Silicon/PTFE
IP Rating	IP68
Warranty	3 Year Aqualux Warranty
Additional	RGBW Option Available

CONFIGURE			
Body Options	Natural Brass	BR	
	Black Powder Coat	BK	
	Brushed Chrome	NP	
	Antique Bronze	AB	
LED Options	300lms [3000K / 5500K]	X03	3W
	550lms [3000K / 5500K]	X12	6W
	Red / Green / Blue / Amber	R / G / B / A	2.5W
	RGBW	Z	4W
Optic	Narrow	10 FWHM	N
	Medium	25 FWHM	M
	Wide	40 FWHM	W


**RGBW Option**  
DMX / PWM / Offsite Control

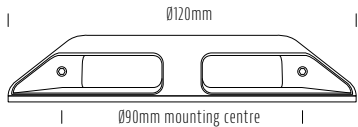


# Runway Light / 180°

  
**IP67 Rated**  
Rain Proof

  
**3yr Warranty**  
Limited

  
**90mm**  
Mounting Centres



## FEATURES

- Low profile 23mm
- No core hole required, cable entry only.
- High-output up to 300lms
- Optical Options Diffuse
- Wide range of finishes available
- Hidden mounting system
- Suitable for high traffic / drive-over areas
- Surface Mount (no recess required)
- IP67 / IK10

TECHNICAL	
Product Code	AQL-565
Product Family	Phoenix
Function	Surface Grazing Light
Construction	Solid Cast Brass
Electrical	SELV 24V DC
Cable	900mm Aqualux Dual Silicon/PTFE
IP Rating	IP67
Warranty	3 Year Aqualux Warranty
Additional	AqualuxPLUS Option

CONFIGURE			
Body Options	Natural Brass	BR	
	Black Powder Coat	BK	
	Brushed Chrome	BC	
	Antique Bronze	AB	
	Brushed Copper	CP	
LED Options	300lms [3000K / 5500K]	X12	6W
	Red / Green / Blue / Amber	R / G / B / A	4W
Optic	Diffuse	-	D

---

# Artisan

---


Available in either premium ElectroPolished 316 Stainless Steel or solid aged Brass, the Artisan range is the ultimate in landscape luminaire quality.

Built 100% in Sydney, Australia, the selection of fittings in the Artisan range follow a simple design philosophy that is both timeless and contemporary. These luminaires are built to withstand the Australian conditions and to last for many years.







# Wall Light Aged Brass



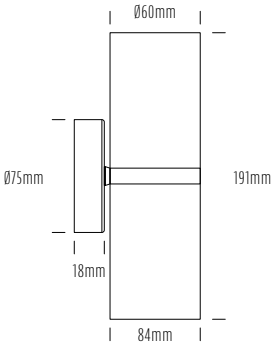
**IP65 Rated**  
Rain Proof



**10yr Warranty**  
Limited



**62mm**  
Mounting Centres



TECHNICAL	
Product Code	AQA-101-BR
Product Family	Artisan
Function	Wall Light
Construction	Solid Aged Brass
Electrical	12 ~ 24V AC / DC MultiSource Driver MR16 SELV Drop-In Lamp
Cable	300mm Aqualux 2-Core Dual Silicon / PTFE
Ip Rating	IP65
Warranty	10-Year Artisan Warranty


CONFIGURE				
LED	X12: CREE XHP35	3000K / 5500K	550 lms	6W
OPTIC	Narrow	10°	FWHM	
	Medium	25°	FWHM	
	Wide	40°	FWHM	
LAMP	MR16 SELV	LED Drop-in		

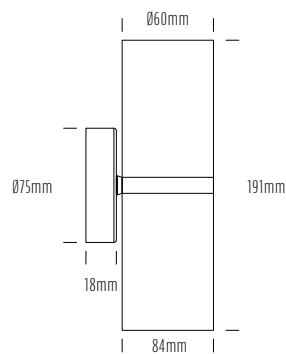


# Wall Light Stainless

  
**IP65 Rated**  
Rain Proof

  
**10yr Warranty**  
Limited

  
**62mm**  
Mounting Centres



TECHNICAL	
Product Code	AQA-101-SS
Product Family	Artisan
Mounting	Wall Light
Construction	Solid ElectroPolished Stainless Steel 316
Electrical	12 ~ 24V AC / DC MultiSource Driver MR16 SELV Drop-In Lamp
Cable	300mm Aqualux 2-Core Dual Silicon / PTFE
Ip Rating	IP65
Warranty	10-Year Artisan Warranty

CONFIGURE				
LED	X12: CREE XHP35	3000K / 5500K	550 lms	6W
OPTIC	Narrow	10°	FWHM	
	Medium	25°	FWHM	
	Wide	40°	FWHM	
LAMP	MR16 SELV	LED Drop-in		



Fixed Wall Light Aged Brass



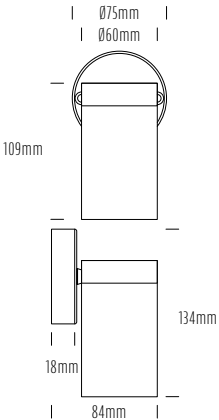
IP65 Rated  
Rain Proof



10yr Warranty  
Limited



62mm  
Mounting Centres




TECHNICAL	
Product Code	AQA-102-BR
Product Family	Artisan
Function	Wall Light
Construction	Solid Aged Brass
Electrical	12 ~ 24V AC / DC MultiSource Driver MR16 SELV
Cable	300mm Aqualux 2-Core Dual Silicon / PTFE
Ip Rating	IP65
Warranty	10-Year Artisan Warranty

CONFIGURE					
LED	X12: CREE XHP35	3000K / 5500K	550 lms	6W	
OPTIC	Narrow	10°	FWHM		
	Medium	25°	FWHM		
	Wide	40°	FWHM		
LAMP	MR16 SELV	LED Drop-in			

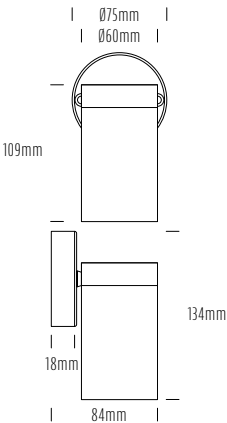


# Fixed Wall Light Stainless

  
**IP65 Rated**  
Rain Proof

  
**10yr Warranty**  
Limited

  
**62mm**  
Mounting Centres



TECHNICAL	
Product Code	AQA-102-SS
Product Family	Artisan
Mounting	Wall Light
Construction	Solid ElectroPolished Stainless Steel 316
Electrical	12 ~ 24V AC / DC MultiSource Driver MR16 SELV
Cable	300mm Aqualux 2-Core Dual Silicon / PTFE
Ip Rating	IP65
Warranty	10-Year Artisan Warranty


CONFIGURE				
LED	X12: CREE XHP35	3000K / 5500K	550 lms	6W
OPTIC	Narrow	10°	FWHM	
	Medium	25°	FWHM	
	Wide	40°	FWHM	
LAMP	MR16 SELV	LED Drop-in		




Adjustable Wall Light Aged Brass



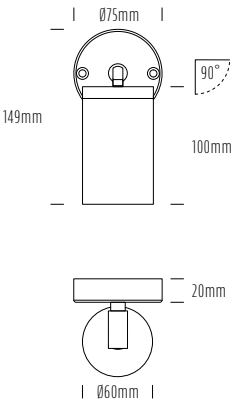
IP65 Rated  
Rain Proof



10yr Warranty  
Limited



62mm  
Mounting Centres



TECHNICAL	
Product Code	AQA-103-BR
Product Family	Artisan
Function	Wall Light
Construction	Solid Aged Brass
Electrical	12 ~ 24V AC / DC MultiSource Driver MR16 SELV
Cable	300mm Aqualux 2-Core Dual Silicon / PTFE
Ip Rating	IP65
Warranty	10-Year Artisan Warranty

CONFIGURE				
LED	X12: CREE XHP35	3000K / 5500K	550 lms	6W
OPTIC	Narrow	10°	FWHM	
	Medium	25°	FWHM	
	Wide	40°	FWHM	
LAMP	MR16 SELV	LED Drop-in		

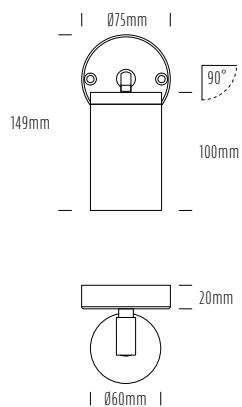


# Adjustable Wall Light Stainless

IP65 Rated  
Rain Proof

10yr Warranty  
Limited

62mm  
Mounting Centres




TECHNICAL	
Product Code	AQA-103-SS
Product Family	Artisan
Mounting	Wall Light
Construction	Solid ElectroPolished Stainless Steel 316
Electrical	12 ~ 24V AC / DC MultiSource Driver MR16 SELV
Cable	300mm Aqualux 2-Core Dual Silicon / PTFE
Ip Rating	IP65
Warranty	10-Year Artisan Warranty


CONFIGURE				
LED	X12: CREE XHP35	3000K / 5500K	550 lms	6W
OPTIC	Narrow	10°	FWHM	
	Medium	25°	FWHM	
	Wide	40°	FWHM	
LAMP	MR16 SELV	LED Drop-in		



Twin Wall Light Aged Brass



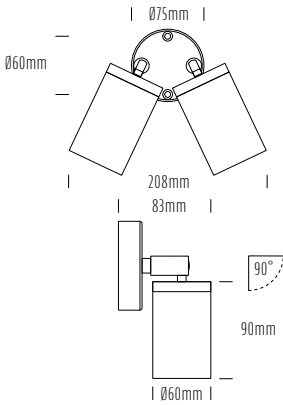
IP65 Rated  
Rain Proof



10yr Warranty  
Limited



62mm  
Mounting Centres




TECHNICAL	
Product Code	AQA-104-BR
Product Family	Artisan
Function	Wall Light
Construction	Solid Aged Brass
Electrical	12 ~ 24V AC / DC MultiSource Driver MR16 SELV
Cable	300mm Aqualux 2-Core Dual Silicon / PTFE
Ip Rating	IP65
Warranty	10-Year Artisan Warranty

CONFIGURE				
LED	X12: CREE XHP35	3000K / 5500K	550 lms	6W
OPTIC	Narrow Medium Wide	10° 25° 40°	FWHM FWHM FWHM	
LAMP	MR16 SELV	LED Drop-in		

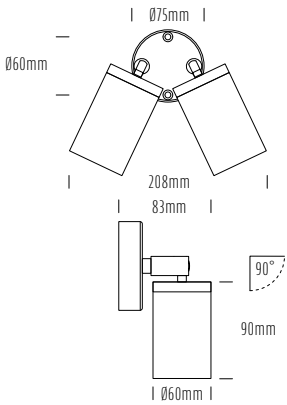


# Twin Wall Light Stainless

  
**IP65 Rated**  
Rain Proof

  
**10yr Warranty**  
Limited

  
**62mm**  
Mounting Centres




TECHNICAL	
Product Code	AQA-104-SS
Product Family	Artisan
Mounting	Wall Light
Construction	Solid ElectroPolished Stainless Steel 316
Electrical	12 ~ 24V AC / DC MultiSource Driver MR16 SELV
Cable	300mm Aqualux 2-Core Dual Silicon / PTFE
Ip Rating	IP65
Warranty	10-Year Artisan Warranty


CONFIGURE				
LED	X12: CREE XHP35	3000K / 5500K	550 lms	6W
OPTIC	Narrow Medium Wide	10° 25° 40°	FWHM FWHM FWHM	
LAMP	MR16 SELV	LED Drop-in		



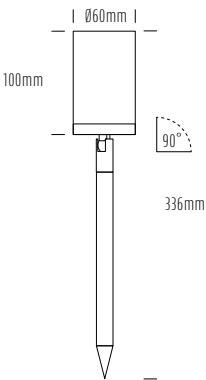
Spike Spotlight Aged Brass



IP65 Rated  
Rain Proof



10yr Warranty  
Limited



Product Code	AQA-106-BR
Product Family	Artisan
Mounting	Spike Light
Construction	Solid Aged Brass
Electrical	12 ~ 24V AC / DC MultiSource Driver MR16 SELV
Cable	300mm Aqualux 2-Core Dual Silicon / PTFE
Ip Rating	IP65
Warranty	10-Year Artisan Warranty

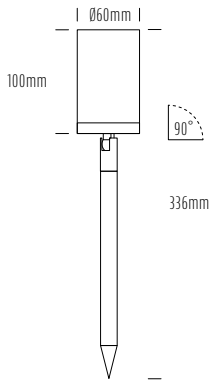
CONFIGURE				
LED	X12: CREE XHP35	3000K / 5500K	550 lms	6W
OPTIC	Narrow	10°	FWHM	
	Medium	25°	FWHM	
	Wide	40°	FWHM	
LAMP	MR16 SELV	LED Drop-in		



# Spike Spotlight Stainless

IP65 Rated  
Rain Proof

10yr Warranty  
Limited



TECHNICAL	
Product Code	AQA-106-SS
Product Family	Artisan
Mounting	Spike Light
Construction	Solid ElectroPolished Stainless Steel 316
Electrical	12 ~ 24V AC / DC MultiSource Driver MR16 SELV
Cable	300mm Aqualux 2-Core Dual Silicon / PTFE
Ip Rating	IP65
Warranty	10-Year Artisan Warranty

CONFIGURE				
LED	X12: CREE XHP35	3000K / 5500K	550 lms	6W
OPTIC	Narrow	10°	FWHM	
	Medium	25°	FWHM	
	Wide	40°	FWHM	
LAMP	MR16 SELV	LED Drop-in		



---


# Orion

---

Sometimes you just need more light - for those situations, the Orion range can deliver. Available in 50W & 100W versions in White, Single Colours and RGBW, Orion is suited to all outdoor applications where high-output architectural flood lighting is required.

Remote, 24V DC power provides separation of the heat-generating PSU and the LED array and delivers design and installation flexibility, including multiple dimming and control options.

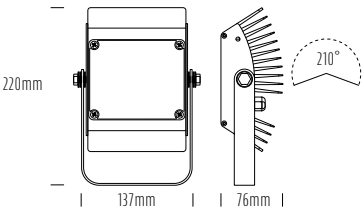




# 50W Floodlight



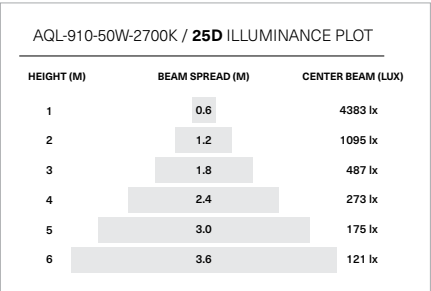
IP65 Rated  
Rain Proof

3yr Warranty  
Limited



TECHNICAL	
Product Code	AQL-910-BK
Product Family	Orion Architectural LED Flood
Mounting	U-Bracket / M6 Bolts
Construction	Extruded Aluminium / Thermal Enhancing Paint
Electrical	24V DC
Power	50W
Cable	900mm 2-Core
IP Rating	IP65
Warranty	3 Year Aqualux Warranty

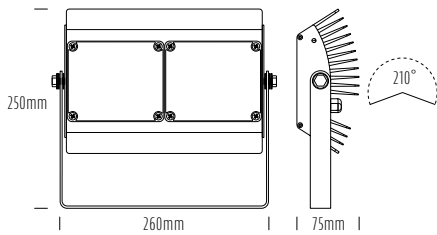
CONFIGURE		
Beam Spread	25D / 40D / 60D	
CCT	2700K	2500lms
	5000K	3600lms



# 100W Floodlight

IP65 Rated  
Rain Proof

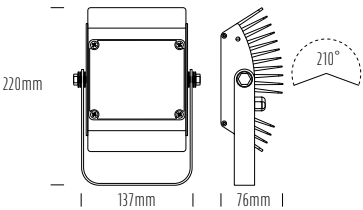
3yr Warranty  
Limited



TECHNICAL	
Product Code	AQL-911-BK
Product Family	Orion Architectural LED Flood
Function	Surface Light
Construction	Extruded Aluminium / Thermal Enhancing Paint
Electrical	24V DC
Power	100W
Cable	900mm 2-Core
IP Rating	IP65
Warranty	3 Year Aqualux Warranty

CONFIGURE		
Beam Spread	25D / 40D / 60D	
CCT	2700K	5000lms
	5000K	7200lms

# 50W RGBW Floodlight



TECHNICAL	
Product Code	AQL-912-BK
Product Family	Orion Architectural RGBW LED Flood
LED	6 x 5050 RGBW 4-in-1 LED
Output	2450 lms @ 100% RGBW
Mounting	U-Bracket / M6 Bolts SS316
Construction	Extruded 6061 Aluminium
Electrical	24V DC / RGBW Control
Power	50W
Cable	2M / 5-Core
IP Rating	IP65
Warranty	2 Year / 5 Year Extended Warranty Option
L70	30,000 hrs @ 100% RGBW
Operating Temp	-10C ~ +40C

CONFIGURE		
Beam Spread	30D / 50D / 70D	
CCT	RGB	
	W	3000K / 5700K

CONTROL	
PROTOCOL	DMX512 / DALI / PWM
REMOTE	RGBW Remote Control

DMX Control

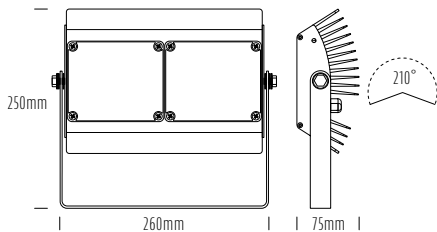

WiFi Control

5 Year Warranty Options

Commercial Site Portfolio Available



# 100W RGBW Floodlight



TECHNICAL	
Product Code	AQL-913-BK
Product Family	Orion Architectural RGBW LED Flood
LED	12 x 5050 RGBW 4-in-1 LED
Output	5560 lms @ 100% RGBW
Mounting	U-Bracket / M6 Bolts SS316
Construction	Extruded 6061 Aluminium
Electrical	24V DC / RGBW Control
Power	100W
Cable	2M / 5-Core
IP Rating	IP65
Warranty	2 Year / 5 Year Extended Warranty Option
L70	30,000 hrs @ 100% RGBW
Operating Temp	-10C ~ +40C

CONFIGURE		
Beam Spread	30D / 50D / 70D	
CCT	RGB	
	W	3000K / 5700K

CONTROL	
DMX	DMX512 / DALI / PWM
REMOTE	RGBW Remote Control

DMX Control

WiFi Control

5 Year Warranty Options

Commercial Site Portfolio Available



---

# LED/Flex


---

Flexible LED strip opens up all new possibilities when it comes to lighting design and installation.

From the unique AQS-260 24V AC strip to innovative side-emitting and durable silicon-encapsulated 'Neon Flex'.

Aqualux is developing a broad range of strip lighting solutions designed to give complete lighting design freedom.



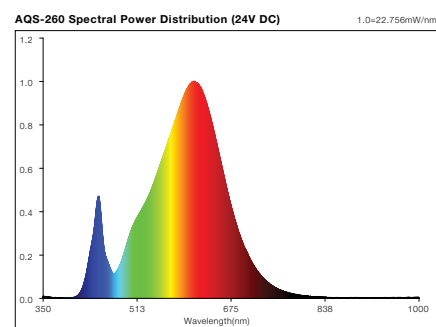




# Strip Lighting

IP65 Rated  
Rain Proof

2yr Warranty  
Limited



TECHNICAL		
Product Code	AQS-260	
Product Family	AQS LED / Flex	
Mounting	3M Adhesive Backing	
Construction	Flexible FR4 / 2 oz Cu.	
Electrical	24V AC	24V DC
Watts / M	11.6	14.8
Lumens / M	690	1085
Lumens / W	59.5	73.3
Max Run Length	7M	5M
PSU Compatibility	24V AC Magnetic	24V DC CV
Dimming Support	Universal / Phase	Various
Cut Interval	100 mm	
LED	LG 5630	
CRI	83	
Protective Coating	Parylene-N	
Cable	1000mm 2-Core Tail	
IP Rating	IPX5	
Warranty	2 Year Aqualux Warranty	
Additional	Cut / Join Service	

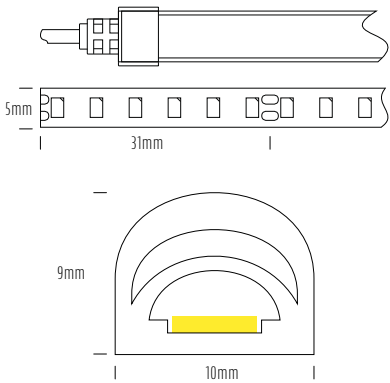
CONFIGURE	
CCT Options	
2700K Warm White	AQS-260-24-2700
3000K Warm White	AQS-260-24-3000
4000K Neutral White	AQS-260-24-4000
5500K Cool White	AQS-260-24-5500

**100mm Cut Interval**

# Neon Flex Strip Lighting / 10W

IP65 Rated  
Rain Proof

2yr Warranty  
Limited



TECHNICAL	
PRODUCT CODE	AQS-400
PRODUCT FAMILY	LED Flex & Festoon
MOUNTING	Clips / LSE Adhesive Tape
CONSTRUCTION	Silicone Encapsulated / 31mm Cut Interval
ELECTRICAL	24V DC / 10W per M
CABLE	500mm Aqualux Cable
IP RATING	IP65
WARRANTY	2-Year Warranty
OPTIONS	Cut & Join Service

CONFIGURE	
LED	2700K / 3000K / 4000K / 6000K

31mm Cut Interval

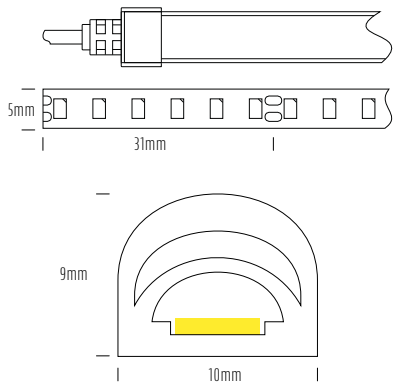
**Dimming Options**  
PSU Control (1-10V / PWM / Phase / Remote)  
24V Control (PWM)

**Adhesive Mounting**  
Mounting tape available

# Neon Flex Strip Lighting / 5W

IP65 Rated  
Rain Proof

2yr Warranty  
Limited



TECHNICAL	
PRODUCT CODE	AQS-405
PRODUCT FAMILY	LED Flex & Festoon
MOUNTING	Clips / LSE Adhesive Tape
CONSTRUCTION	Silicone Encapsulated / 30mm Cut Interval
ELECTRICAL	24V DC / 5W per M
CABLE	500mm Aqualux Cable
IP RATING	IP65
WARRANTY	2-Year Warranty
OPTIONS	Cut & Join Service

CONFIGURE	
LED	2700K / 3000K / 4000K / 6000K

**31mm Cut Interval**

## Dimming Options

PSU Control (1-10V / PWM / Phase / Remote)  
24V Control (PWM)

## Adhesive Mounting

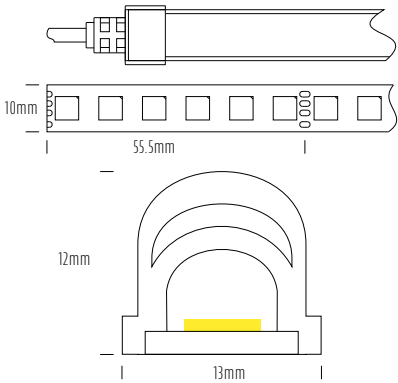
Mounting tape available



# RGB Mini Neon Flex

IP65 Rated  
Rain Proof

2yr Warranty  
Limited



TECHNICAL	
PRODUCT CODE	AQS-410
PRODUCT FAMILY	LED Flex & Festoon
MOUNTING	Clips / LSE Adhesive Tape
CONSTRUCTION	Silicone Encapsulated
ELECTRICAL	24V DC / 10W per M
CABLE	500mm Aqualux Cable
IP RATING	IP65
WARRANTY	2-Year Warranty
OPTIONS	Cut & Join Service

CONFIGURE	
LED	RGB

55.5mm Cut Interval

**Adhesive Mounting**  
Mounting tape available

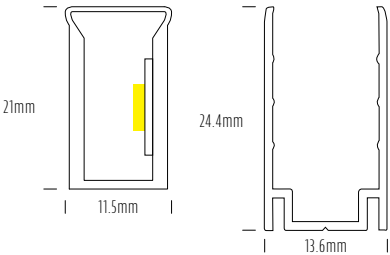
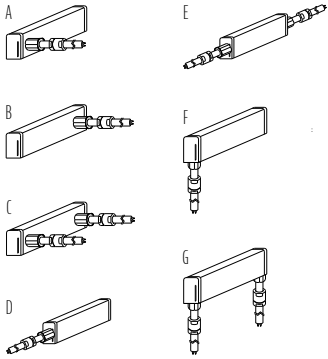
IP68 Neon Flex - Side View



**IP68**  
Waterproof



**2yr Warranty**  
Limited



TECHNICAL	
Product Code	AQS-500
Product Family	AQS LED / Flex
Mounting	Clips / Profile
Construction	Eco-PVC + Silicone Encapsulation
Electrical	24V DC
Watts / M	12
Lumens / M	380 (5700K)
Max Run Length	10M (20M if looped circuit)
PSU Compatibility	24V DC Constant Voltage
Dimming Support	Various
Min. Bend Radius	40mm (80mm Diameter)
Cut Interval	100 mm
LED	Epistar 5050
CRI	80+ CRI
Protective Coating	Silicone Encapsulation
Cable	500mm 2-Core Tail
IP Rating	IP68 / 1M Max
IK Rating	IK08
Warranty	2 Year Aqualux Warranty
Additional	Standard leadtime 3 weeks on custom lengths

CONFIGURE					
2700K Warm White	AQS-500-24-2700	288 lm/M	2700K	Stocked	
3000K Warm White	AQS-500-24-3000	309 lm/M	3000K	Indent	
4000K Neutral White	AQS-500-24-4000	334 lm/M	4000K	Indent	
5700K Cool White	AQS-500-24-5700	380 lm/M	5700K	Stocked	
RGB Colour	AQS-500-24-RGB	~150 lm/M	-	Stocked	


ORDER CODE				
Base Code	Voltage	CCT / Colour	Cable Entry	Length
AQS-500	24	2700	A	1M
		3000	B	2M
		4000	C	5M
		5700	D	10M
		RGB	E	CUSTOM
		RGBW	F	

**Dimming Options**

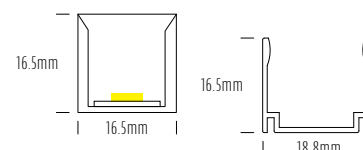
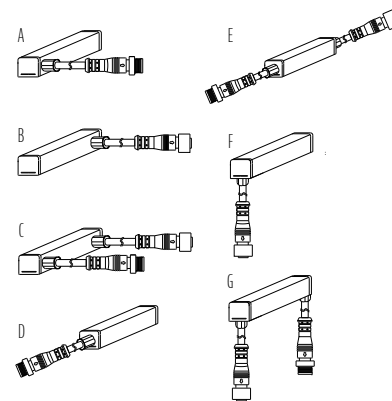

PSU Control (1-10V / PWM / Phase / Remote)  
24V Control (PWM)

**RGBW Option**

DMX / PWM / Offsite Control



# IP68 Neon Flex - Top View



TECHNICAL	
Product Code	AQS-510
Product Family	AQS LED / Flex
Mounting	Clips / Profile
Construction	Eco-PVC + Silicone Encapsulation
Electrical	24V DC
Watts / M	12
Lumens / M	Upto 500 (5700K)
Max Run Length	10M (20M if looped circuit)
PSU Compatibility	24V DC Constant Voltage
Dimming Support	Various
Min. Bend Radius	40mm (80mm Diameter)
Cut Interval	100 mm
LED	Epistar 5050
CRI	80+ CRI
Protective Coating	Silicone Encapsulation
Cable	500mm 2-Core Tail
IP Rating	IP68 / 1M Max
IK Rating	IK08
Warranty	2 Year Aqualux Warranty
Additional	Cut / Join Service

CONFIGURE				
2700K Warm White	AQS-510-24-2700	360 lm/M	2700K	
3000K Warm White	AQS-510-24-3000	360 lm/M	3000K	
4000K Neutral White	AQS-510-24-4000	420 lm/M	4000K	
5700K Cool White	AQS-510-24-5700	490 lm/M	5700K	
RGB Colour	AQS-510-24-RGB	~150 lm/M	-	

ORDER CODE				
Base Code	Voltage	CCT / Colour	Cable Entry	Length
AQS-510	24	2700	D	CUSTOM
		3000		
		4000		
		5700		
		RGB		

## Dimming Options

PSU Control (1-10V / PWM / Phase / Remote)  
24V Control (PWM)

## RGBW Option

DMX / PWM / Offsite Control



Wreck Point, Yeppoon, QLD

**AQS-500**

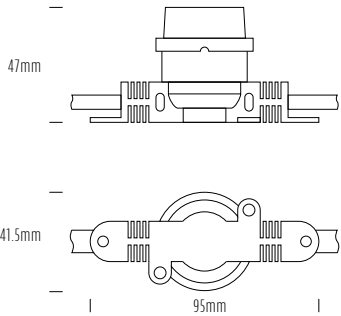




Festoon Lighting

IP65 Rated  
Rain Proof

2yr Warranty  
Limited



TECHNICAL	
PRODUCT CODE	AQF-C-050
PRODUCT FAMILY	LED Flex & Festoon
MOUNTING	E27 Lamp holders @ 50cm Spacing
CONSTRUCTION	PVC Rubber & Polycarbonate Lens
ELECTRICAL	24V AC or DC
CABLE	Twin Core 1.5mm Square Cable
IP RATING	IP65
WARRANTY	2-Year Aqualux Warranty

CONFIGURE	
LED	2800K - AQF-G-001
	2200K - AQF-G-002

**2200K Globe**  
Ultra Warm Option Available

# Fairy Lighting

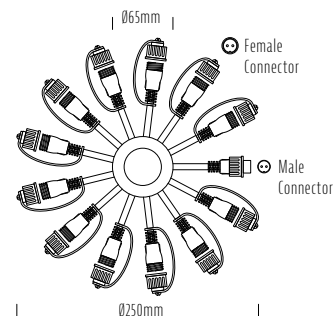
IP65 Rated  
Rain Proof

2yr Warranty  
Limited



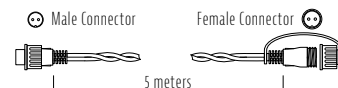
## Accessory

AQF-FL-C12 Fairy Lights  
Circle Connector 12-Way



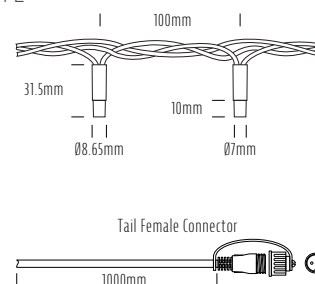
## Accessory

AQF-FL-EXT-5W Fairy Lights  
5m Extension



## Fairy Light

AQF-FL



## TECHNICAL

PRODUCT CODE	AQF-FL
PRODUCT FAMILY	LED Flex & Festoon
LENGTHS	5m / 48LEDs / 2.16w 10m / 96LEDs / 4.32w 20m / 192LEDs / 8.64w
CONSTRUCTION	PVC Rubber & Polycarbonate Lens
ELECTRICAL	24V DC
CCT	2200K
CONNECTORS	QC Connector / 12 Way Connector
CABLE	3*0.3mm Round Cable
IP RATING	IP65
WARRANTY	2-Year Aqualux Warranty

## Product Codes

AQF-FL-C12

AQF-FL-EXT-5W

AQF-FL-GWW-10M

AQF-FL-GWW-20M

AQF-FL-GWW-5M

## Description

Fairy Lights Circle Connector 12-Way

Fairy Lights. 5m Extension

Fairy Lights / 10M / 96LEDs / 24VDC / 4.32w / ~2200k / 3\*0.3mm round cable

Fairy Lights / 20M / 192LEDs / 24VDC / 8.64w / ~2200k / 3\*0.3mm round cable

Fairy Lights / 5M / 48LEDs / 24VDC / 2.16w / ~2200k / 3\*0.3mm round cable

A close-up photograph of a wooden surface, likely a deck or walkway, composed of parallel wooden planks. The lighting is warm and directional, coming from the upper left, which creates a strong highlight on the right side of the planks and casts soft shadows on the left. The wood has a natural, slightly weathered appearance with visible grain and some small holes or knots. In the upper center of the image, there is a solid black rectangular box containing the text 'AQL-420' in white.

**AQL-420**



## Aquatran AQO IP67 Power

AC Voltage

The leading outdoor power supply for more than 10 years, the Aquatran AQO is still going strong. Although most of the landscape lighting industry has gone LED for a few years now, DC power supplies are still not as bullet proof or offering the same trouble-free performance as toroidal wire-wound.

- IP67 Rated
- 12V / 24V Options
- 1.8M Flex & Plug
- Wall Mounting
- 8mm<sup>2</sup> Output Cable
- UV-Stable Case
- Fully Epoxy Encapsulated

AQO12-020	12V AC	20W
AQO12-050	12V AC	50W
AQO12-100	12V AC	100W
AQO12-200	12V AC	200W
AQO12-300	12V AC	300W
AQO12-400	12V AC	400W
AQO24-050	24V AC	50W
AQO24-100	24V AC	100W
AQO24-200	24V AC	200W
AQO24-300	24V AC	300W
AQO24-400	24V AC	400W

200VA-400VA (20VA-100VA)



	a	b	c	d	e
50W-100W	165	78	145	80	20
200W-400W	133	74	112	65	20

## Aquatran AQD IP67 DC Power

DC Voltage

A new range of IP67 24V constant voltage power supplies for LED strip lighting and other DC applications.

	50W	100W	200W
Model	AQD24-050	AQD24-100	AQD24-200
Input	100 - 240V / 50Hz		
Output	24V DC		
Power	50W	100W	200W
Current	2.3A	4A	8.3A
Safety	Short Circuit / Thermal Protection		



## Meanwell HLG IP67 Power Supplies

DC Voltage

High power DC supplies for larger installations.

	150W	240W	600W
Model	AQD-MW-HLG-150H-24B	AQD-MW-HLG-240H-24B	AQD-MW-HLG-600H-24B
Input	100 - 240V / 50Hz		
Output	24V DC		
Power	150W	240W	600W
Current	6.25A	10A	25A
Dimming	1 - 10V Analogue / Fixed Resistor / PWM		
Safety	Short Circuit / Thermal Protection		



# AQD-400 T4-RGB/W Control

4CH / RGBW

Simple to install & operate 4-channel control system. Featuring RF remote for up to 50M (usually around ~30M) control distance, built in RGB/W effect modes and set colours. The easiest way to set up and control an Constant Voltage / PWM RGBW system

Receiver	AQD-400-RGB-003
Remote	AQD-400-RGB-004
Frequency	2.4Ghz
Voltage	5V / 12V / 24V
Max Load	4CH x 5A - 20A Total
Max Power	240W @ 12VDC / 480W @ 24VDC
Range	30M (Location Dependant)
Modes	Single Colour / Colour Changing Programs / Custom



# AQD-400 T3-CV Control

3CH / RGB / Dimming

The T3-CV is a multi-purpose controller than can be used for a range of applications, including RGB, Colour Tuning, Single Channel dimming and more.

Receiver	AQD-400-T3-CV
Remote	T1/T2/T2M/T3/T3M/T3X
Frequency	2.4Ghz
Power / Voltage	90W/216W/432W(5V/12V/24V)
Max Load	3CH x 6A - 18A Total
Max Power	216W @ 12VDC / 432W @ 24VDC
Range	30M (Location Dependant)
Modes	Single Colour / CCT Tuning / Dimming



## AQD-400 UX8 Control Panel

4-CH Control

The UX8 is a stylish wall panel for controlling up to 4 RGBW receivers over RF and DMX512 signals (Use with R4-5A/CC)

Model	AQD-400-RGB-UX8
Output Signal	RF 2.4Ghz / DMX512
Voltage	5VDC / 0.5A - 1A (With Power Adapter)
Control Mode	RGBW / 4 Zones
Working Temp	-30C - 55C
Package Size	132 x 192 x 50D
Range	30M (Location Dependant)
Modes	Single Colour / Colour Changing Programs



## AQD-400 WiFi 104 Control

4-CH Control

Multi purpose WiFi controller able to operate up to 12 zones for ultimate flexibility. Requires compatible PSU.

Model	AQD-400-WIFI104
Output Signal	WiFi / 802.11 b/g/n
Voltage	12 / 24V DC
Control Mode	Single Colour / Colour Tuning / RGB / RGBW
Working Temp	-30C - 55C
Package Size	L128xW73xH45mm
Range	Up to 100M (Location Dependant)
Modes	Single Colour / Colour Changing Programs



## AQD-400 840-6A DMX / CV

DMX Control

A 4-channel, 6A DMX > CV decoder allowing colour changing control signals to be sent over long distances, up to 1Km.

Model	AQD-400-RGB-840-6A
Input Signal	DMX512
Output Signal	PWM Constant Voltage
Voltage	5V / 12V / 24V (120W / 288W / 576W)
Sockets	XLR-3 / RJ45 / Terminal
Working Temp	-30C - 55C
Dimensions	L163xW78xH40mm
Range	DMX512 signal up to 1000M



## AQD-400 840-350 DMX / CC

DMX Control

A 4-channel, 6A DMX > CC decoder allowing colour changing control signals to be sent over long distances, up to 1Km.

Model	AQD-400-RGB-840-350
Input Signal	12V ~ 48V DC
Output Signal	42V Max / 350mA Max / Constant Current
Output Power	14.7W / CH Max, 58.8W Total Max
Sockets	XLR-3 / RJ45 / Terminal
Working Temp	-30C - 55C
Dimensions	L163xW78xH40mm
Range	DMX512 signal up to 1000M



## AQD-400 R4-5A Receiver

4-CH Control

Receiver for Wi Fi 104 controller or UX wall panels, the R4-5A can be used for single colour or RGBW systems.

Model	AQD-400-RGB-R45A
Input Signal	RF 2.4Ghz
Voltage	100W/240W/480W(5V/12V/24V)
Control Mode	Single Colour / Colour Tuning / RGBW
Working Temp	-30C - 55C
Package Size	L175xW44xH30mm
Range	30M (Location Dependant)
Modes	Single Colour / Colour Changing Programs



## AQD-400 R4-CC Receiver

4-CH Control

Constant Current Receiver for Wi Fi 104 controller or UX wall panels, the R4-5A can be used for single colour or RGBW systems.

Model	AQD-400-RGB-R4CC
Input Voltage	DC12V~DC48V
Output Voltage	DC3V~46V
Output Power	CC 350/700/1050mA×4CH(3 in 1)
Working Temp	-30C - 55C
Package Size	L175xW44xH30mm
Range	30M (Location Dependant)
Modes	Single Colour / Colour Changing Programs



## AQD-400 Remote V8

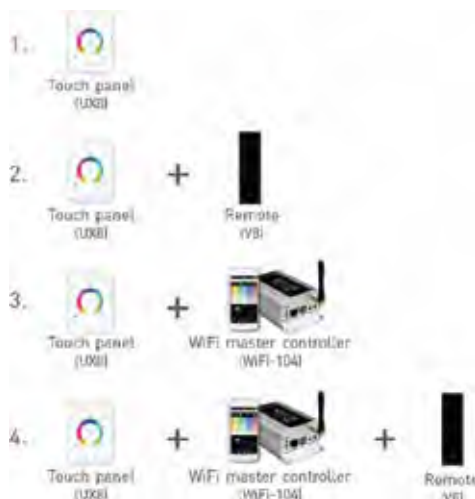
4-CH Control

Remote control compatible with R4-5A or R4-CC receiver units and the UX8 wall panel.a

Model	AQD-400-V8
Frequency	RF 2.4Ghz
Dimensions	150 x 46 x 18
Range	30M Max



## DMX512



## Wireless



# Lighting Glossary

## LUMINOUS INTENSITY

(CANDELA, CD)

1 CD = 1 LM / SR.

Luminous intensity is the light emitted in a given direction by a source. It is measured in candela (cd). The candela is an SI base unit from which other lighting related units are derived. The candela is defined as "the luminous intensity, in a given direction, of a source that emits monochromatic radiation of frequency  $540 \times 10^{12}$  Hz and that has a radiant intensity in that direction of  $1/683$  W per steradian."

## LUMINOUS FLUX (LUMEN, LM)

1 LM = 1 CD . 1 SR

Luminous flux is the total amount of light emitted from a source in all directions. It can be used to approximate the "brightness" of a source, given that it is an average of the visible portion of the spectra emitted by a light source weighted by a function known as 'v-lambda' that describes the human visual systems sensitivity to light of different wavelengths. The lumen is a derived unit defined as 1 candela emitted in 1 unit solid angle, or steradian.

## RADIANT FLUX (W)

The radiant flux of a light source is a measure of the total power emitted by a source across the entire electromagnetic spectrum, including non-visible portions such as UV and IR. In lighting, radiant flux is used in order to determine the luminous efficacy of a light source.

## LUMINOUS EFFICACY (LM/W)

The luminous efficacy of a light source is determined by dividing the luminous flux by the radiant flux. The resulting fraction or coefficient describes the degree to which a source emits radiation in the visible or 'useful' part of the spectrum for lighting purposes. Energy emitted in wavelengths outside the visible portion of the spectrum reduces the overall luminous efficacy of a light source.

## ILLUMINANCE (LUX, LX)

1 LX = 1 LM/M<sup>2</sup>

Illuminance is the light incident on the surface of a plane. It is a derivative unit where 1 lux = 1 lumen spread over 1 square meter. Illuminance can be further classified as perpendicular or horizontal illuminance, when needing to differentiate in the analysis of a lit environment. The inverse square law can be used to calculate the lux incident on a plane with a known source intensity and distance.

## LUMINANCE (CD/M<sup>2</sup>)

Luminance is the light emitted from or reflected from a surface and approximates the brightness. It is dependant on the luminance of incident light and the reflectance of the surface. It is also commonly used to measure the brightness of a monitor or display.

## COLOR RENDERING

The colour rendering ability of a light source is the degree to which the source alters the appearance of an illuminated object relative to the appearance of the object under a reference illuminant. The most commonly used system for measuring this is the Colour Rendering Index (CRI). A series of coloured patches are evaluated under the source illuminant and an average calculated and indexed to a score (Ra) out of 100. Although in widespread use, there are several issues with the CRI system. An improved standard is TM-30 which is now available.

## CCT

The colour temperature of a light source is a measure used to describe the appearance of a white-light source. 'Cool' sources are said to have a higher CCT (above 5000K) whilst 'Warm' sources have lower temperatures (below 3000K). It is referred to as correlated colour temperature because the appearance of the light source is being compared to that of an 'ideal' black-body radiator with a similar surface temperature measured in kelvin (K).

## BEAM ANGLE (FWHM)

Full Width Half Maximum (FWHM) is an expression often found in the specification of LED optical systems. It refers to the width of the beam where the intensity is 50% of the maximum. This is typically measured by a goniophotometer during standard photometric testing. Some manufacturers may use different systems for specifying optical beam performance.

## VOLTAGE DROP

Voltage drop in landscape lighting is the degree to which the starting voltage decreases over a given length of cable as a function of both the current load (A) and the resistance ( $\Omega$ ) of the cable. If the proper cable is not selected, voltage drop can produce faults such as low output or flickering lights. Selecting luminaires with the Aqualux MultiVoltage™ internal driver and using a 24V power supply can mitigate many of these issues, allowing for cheaper and more flexible installation.

## LM-80

The LM-80 standard is the IESNA approved method for determining lumen maintenance of LED light sources, e.g. how quickly the light output of an LED source degrades over time. It deals with actual measurements only.

## TM-21

TM-21 is a way of taking LM-80 data and making useful extrapolations in order to calculate longer LED lifetimes, given that testing for more than 10,000 hours is impractical. It is the TM-21 method that lets LED manufacturers determine the L70 and L80 lifetime expectancies of their LEDs.

## TM-30

TM-30 is the official replacement for the previous system (CRI) of determining the ability of a light source to accurately render colour in comparison to a reference source. Although not widely spread, TM-30 measurement is expected to be the future of CRI standards.

## LM-79

The LM-79 test report provides details about the performance of a total luminaire package, including wall-to-lumen efficacy, luminous flux, luminous intensity distribution and CCT / CRI details. It is the most common "lighting test report" available for many light fittings.

## IES FILE

An IES file is a digital representation of the zonal luminous intensity distribution of a light source. This file can be used by lighting software to accurately render the spread of light from a source to determine if the fitting provides the required illumination.

## INTEGRATING SPHERE

An integrating sphere is a device used to measure to total luminous flux of a source. Comprised of a spherical housing the inner surface is coated with a highly diffuse paint. When a light is shone in through the aperture, the internal surface "integrates" the light into an average which a calibrated sensor can then use to determine the total flux.

## SPD

The Spectral Power Distribution "SPD" of a source represents the distribution of the radiant power throughout the visible spectrum. Usually defined in 5nm increments it can be used to determine the luminous efficacy of a light source and its colour rendering properties.

# Aqualux LED Globes

## Features

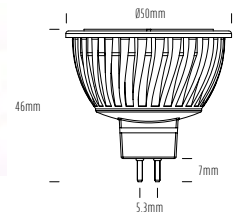
### A COMPLETE RANGE DESIGNED FOR LANDSCAPE LIGHTING

- True MR16 GX5.3 Form, Fits most MR16 / GX5.3 Luminaires.
- 4W High-Power LED technology, thermally optimised for enclosed fittings.
- 3000K / 5700K / Amber / Red / Green / Blue for Lighting design flexibility.
- 12 ~ 24V AC/DC MultiVoltage™ for ultimate installation flexibility.
- New ultra-spot 10D model for highlighting columns, trees and features.



### New - 60D Optic


60D / 3000K / 4W Available Now




### AGL-250 / 4W

POWER	4.0W
LUMINOUS FLUX	250lms
BEAM ANGLE	38° FWHM
LUMINOUS INTENSITY	550 cd
EFFICACY	62.5 lms / W
CCT	3000K
CRI	83 Ra
LED	SSC 3030
LIFETIME	30,000 Hours
VOLTAGE	12V ~ 24V AC / DC
BASE	GX5.3
DIMENSIONS	MR16 50 X 47 MM

### 38°



### 10°



### AGL-550 / 6W

POWER	6W (5.7W hot @ 24VDC)
LUMINOUS FLUX	550lms nom. (525lms hot)
BEAM ANGLE	36° FWHM
LUMINOUS INT.	780 cd
EFFICACY	92 lms / W (hot)
CCT	3000K
CRI	82 Ra
LED	Nichia
LIFETIME L70	25,000 Hours
VOLTAGE	12V ~ 24V AC / DC
BASE	GX5.3
DIMENSIONS	MR16 50 X 47 MM

AGL-250-30X38 / 4W 38° ILLUMINANCE PLOT


HEIGHT (M)	BEAM SPREAD (M)	CENTER BEAM (LUX)
1	0.7	596 lx
2	1.3	149 lx
3	2.0	66 lx
4	2.6	37 lx
5	3.3	23 lx
6	3.9	17 lx

AGL-250-30X10 / 4W 10° ILLUMINANCE PLOT

HEIGHT (M)	BEAM SPREAD (M)	CENTER BEAM (LUX)
1	0.2	2571 lx
2	0.4	642 lx
3	0.6	285 lx
4	0.8	160 lx
5	1.0	102 lx
6	1.2	71 lx


AGL-550-30X36 / 6W 36° ILLUMINANCE PLOT

HEIGHT (M)	BEAM SPREAD (M)	CENTER BEAM (LUX)
1	0.7	865 lx
2	1.4	216 lx
3	2.1	96 lx
4	2.8	54 lx
5	3.5	34 lx
6	4.2	24 lx




### AGL-250-30X38

3000K / 38° / 250LM / 4W




### AGL-250-55X38

5500K / 38° / 250LM / 4W



### AGL-250-30X10

3000K / 10° / 235LM / 4W



RED 627NM / 38° / 4W  
GREEN 530NM / 38° / 4W  
BLUE 470NM / 38° / 4W  
AMBER 590NM / 38° / 4W

# Aqualux System Guide

## LED SYSTEM

Aqualux utilises a variety of LED chipsets, primarily from CREE. Our internal driver configurations vary based on the luminaire and light output required. Refer to the table below for general wattage / voltage parameters, and to individual product pages for more detail. Call us to confirm for larger installations & project requirements.

	Lumen Output (lm)1	Drive Current	Luminaire (Vf)	Wattage (W) 1	Input Voltage 3
X01	50	150mA	3.5	0.6	11 ~ 28V AC / DC
X03	300	300mA	12	3.6	12 ~ 24V AC / 15 ~ 24V DC
X06	250	300mA	9	2.7	11 ~ 28V AC / DC
X12	550	550mA	12	6.6	12 ~ 24V AC / 15 ~ 24V DC
X15	1450	1500mA	12	15	24V DC
D12	50 ~ 5502	150mA ~ 500mA	12	4.5	24V AC / DC

1. Nominal values given for lumen output and wattages will vary based on the particular optical configuration (lens or diffuser choice), LED colour temperature and input voltage.
2. The maximum & minimum output of the dimmable driver will vary based on the exact dimmer selected & power source used. 0% dimming is not currently possible.
3. Check specific luminaire specification before completing system design.

## OPTICAL

Aqualux fittings can generally be configured with a choice of optical lenses. The images and photometric charts below show the difference between the standard choices. In some products a diffuse or frosted option is available - this delivers a much broader, non-focussed light.


### NARROW

A narrow beam for highlighting taller features or thin trees, where greater penetration is required.




### MEDIUM

General purpose beam for most applications, a good all round spread of light for various applications.



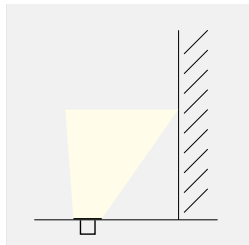
### WIDE

Broader spread for washing larger flora or wall features where a greater beam coverage is required.



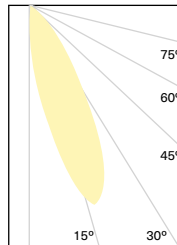

## ASSYMETRIC

### WALL WASHER



Wall Washer / Cutoff Option

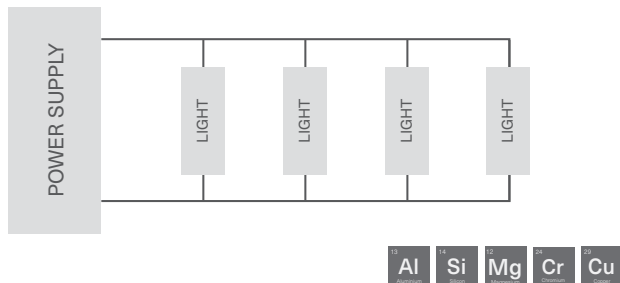
### BILLIE



# Wiring, Materials & Corrosion

## PARALLEL WIRING

All Aqualux LED luminaires are designed to be wired in parallel. This is the most common electrical wiring approach used for standard residential & commercial installations.



## ALUMINIUM (6063)

Aluminium can be grouped into two different categories with respect to outdoor lighting - Machined or Cast. Machined, 6000-series aluminum is a superior alloy and can be effectively anodized, a process which integrates a layer of extra-hard aluminium oxide into the surface of the metal and protects against corrosion.

- Durable material (yacht masts, rock-climbing hardware etc)
- Minimal maintenance / good thermal conductivity
- Variety of colours available



## COPPER

Copper is a popular option for more traditional settings and will naturally oxidize over time, turning a dark green colour as the metal reacts with oxygen in the air, unless it is continuously polished. Copper is one of the most expensive materials used in the construction of light fittings but also one of the most enduring.

- Copper is a traditional look, will age naturally
- Will last the longest with minimal maintenance
- Variety of surface finishes available

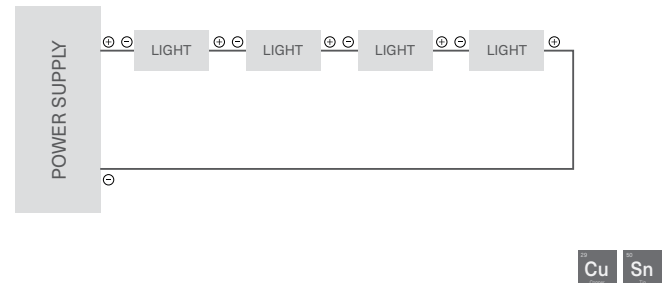
## CORROSION CONTROL - GALVANIC TABLE

The Galvanic Table lists metals in the order of their relative activity in sea water environment. The list begins with the more active (anodic) metal and proceeds down the to the least active (cathodic) metal of the galvanic series. Galvanic series relationships are useful as a guide for selecting metals to be joined, will help the selection of metals having minimal tendency to interact galvanically,

Active (Anodic)					
1.	Magnesium	24.	Al 2014-0	48.	Brass, Naval, 464
2.	Mg alloy AZ-31B	25.	Al 2024-T4	49.	Yellow Brass
3.	Mg alloy HK-31A	26.	Al 5052-H16	50.	Muntz Metal 280
4.	Zinc (hot-dip, die cast, or plated)	27.	Tin (plated)	51.	Brass (plated)
5.	Beryllium (hot pressed)	28.	Stainless steel 430 (active)	52.	Nickel-silver (18% Ni)
6.	Al 7072 clad on 7075	29.	Lead	53.	Stainless steel 316L (active)
7.	Al 2014-T3	30.	Steel 1010	54.	Bronze 220
8.	Al 1160-H14	31.	Iron (cast)	55.	Copper 110
9.	Al 7079-T6	32.	Stainless steel 410 (active)	56.	Red Brass
10.	Cadmium (plated)	33.	Copper (plated, cast, or wrought)	57.	Stainless steel 347 (active)
11.	Uranium	34.	Nickel (plated)	58.	Molybdenum, Commercial pure
12.	Al 218 (die cast)	35.	Chromium (Plated)	59.	Copper-nickel 715
13.	Al 5052-0	36.	Tantalum	60.	Admiralty brass
14.	Al 5052-H12	37.	AM350 (active)	61.	Stainless steel 202 (active)
15.	Al 5456-0, H353	38.	Stainless steel 310 (active)	62.	Bronze, Phosphor 534 (B-1)
16.	Al 5052-H32	39.	Stainless steel 301 (active)	63.	Monel 400
17.	Al 1100-0	40.	Stainless steel 304 (active)	64.	Stainless steel 201 (active)
18.	Al 3003-H25	41.	Stainless steel 430 (active)	65.	Carpenter 20 (active)
19.	Al 6061-T6	42.	Stainless steel 410 (active)	66.	Stainless steel 321 (active)
20.	Al A360 (die cast)	43.	Stainless steel 17-7PH (active)	67.	Stainless steel 316 (active)
21.	Al 7075-T6	44.	Tungsten	68.	Stainless steel 309 (active)
22.	Al 6061-0	45.	Niobium (columbium) 1% Zr	69.	Stainless steel 17-7PH (passive)
23.	Indium	46.	Brass, Yellow, 268	70.	Silicone Bronze 655
		47.	Uranium 8% Mo.	71.	Stainless steel 304 (passive)
				72.	Stainless steel 301 (passive)
				73.	Stainless steel 321 (passive)
				74.	Stainless steel 201 (passive)
				75.	Stainless steel 286 (passive)
				76.	Stainless steel 316L (passive)
				77.	AM355 (active)
				78.	Stainless steel 202 (passive)
				79.	Carpenter 20 (passive)
				80.	AM355 (passive)
				81.	A286 (passive)
				82.	Titanium 5A1, 2.5 Sn
				83.	Titanium 13V, 11Cr, 3Al (annealed)
				84.	Titanium 6Al, 4V (solution treated and aged)
				85.	Titanium 6Al, 4V (anneal)
				86.	Titanium 8Mn
				87.	Titanium 13V, 11Cr 3Al (heat treated and aged)
				88.	Titanium 75A
				89.	AM350 (passive)
				90.	Silver
				91.	Gold
				92.	Graphite
				End - Noble (Less Active, Cathodic)	

## SERIES WIRING

For systems where internal drivers have been removed in order to provide dimming functionality series wiring is required, alongwith a Constant Current PSU.



## BRASS

An alloy of tin & copper, brass is a material in common use for a wide variety of outdoor light fittings. Highly resistant to corrosion, brass will oxidize lightly over time but will generally not degrade structurally even in highly corrosive environments. Most brass fittings are generally cast and then machined.

- Very durable material
- Available in different surface finishes.



## STAINLESS STEEL

Stainless Steel is a popular choice for luminaire construction. Featuring resistance to corrosion, Stainless Steel for luminaire construction comes in two common grades, 304 & 316 ("Marine Grade").

Stainless Steel must be maintained in order for it to retain it's "stainless" appearance. Tea staining, dirt, salt and even rust can build up on any type of "Stainless" fitting unless it is properly maintained by wiping it down every few months with a damp cloth.

- Reasonably durable material
- Requires maintenance to avoid tea-staining
- Can be electro-polished to improve corrosion resistance

or will indicate the need or degree of protection to be applied to lessen the expected potential interactions. Generally, the closer one metal is to another in the series, the more compatible they will be, i.e., the galvanic effects will be minimal. Conversely, the farther one metal is from another, the greater the corrosion will be.

# IP, IK Rating & CCT Information

## IP RATINGS

The IP (Ingress Protection) rating system provides a means of classifying the degrees of protection from foreign bodies and liquids afforded by electrical equipment and enclosures. The degrees of protection against the ingress of foreign bodies and liquids are indicated by the first two numerals as detailed in the table below.

1st	0	No Protection
	1	Protected against ingress of objects => 52mm in diameter.
	2	Protected against ingress of objects => 12.5mm in diameter.
	3	Protected against ingress of objects => 2.5mm in diameter.
	4	Protected against ingress of objects => 1mm in diameter.
	5	Dust Protected
	6	Dust Tight
2nd	0	No Protection
	1	Protected against vertically falling drops of water.
	2	Protected against falling drops of water, when enclosure tilted 15 degrees.
	3	Protected against spraying water.
	4	Protected against splashing water.
	5	Protected against water jets.
	6	Protected against powerful water jets.
	7	Protected against the effects of temporary immersion in water.
	8	Protected against the effects of continuous immersion in water.

## CCT

### CORRELATED COLOUR TEMPERATURE

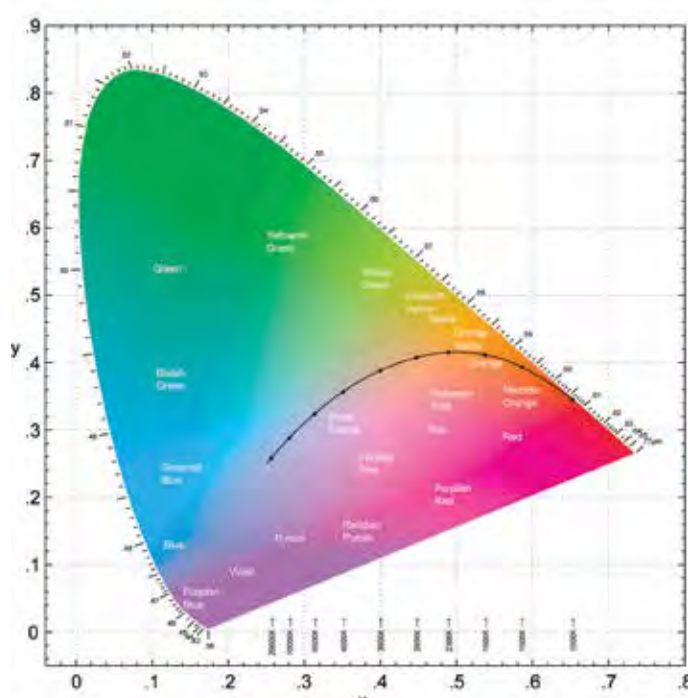
Color Temperature is the chromacity of a light source as determined by it's position on an imaginary line drawn through a colour space. This line is often referred to as a 'blackbody locus', as it is the locus (line) resulting from graphing the chromacity of a perfect blackbody radiator as it changes temperature. In general, "hotter" CCT's appear "cooler/bluer" whilst "colder" CCT's appear "warmer/more red"

CCT	Example
2000°	Gaslight
2470°	15 watt incandescent bulb
2565°	60 watt incandescent bulb
2665°	100 watt incandescent bulb
2755°	500 watt incandescent bulb
2900°	500 watt Krypton bulb
3100°	Projector type filament bulb
3250°	Photo Flood
3400°	Halogen
3900°	Carbon arc
4200°	Moonlight
4700°	Industrial smog
5100°	Hazy weather
5500°	Sun 30° above horizon
6100°	Sun 50° above horizon
6700°	Electronic Flash
7400°	Overcast sky
8300°	Foggy weather
30,000°	Blue sky

## IK RATINGS

The IK rating system was introduced in October 1995 as EN62262. It describes the degree to which an electrical enclosure can protect the internal equipment from the effects of mechanical impact.

IK00	Not protected
IK01	Protected against 0.14 joules impact. Equivalent to impact of 0.25 kg mass dropped from 56 mm above impacted surface.
IK02	Protected against 0.2 joules impact. Equivalent to impact of 0.25 kg mass dropped from 80 mm above impacted surface.
IK03	Protected against 0.35 joules impact. Equivalent to impact of 0.25 kg mass dropped from 140 mm above impacted surface.
IK04	Protected against 0.5 joules impact. Equivalent to impact of 0.25 kg mass dropped from 200 mm above impacted surface.
IK05	Protected against 0.7 joules impact. Equivalent to impact of 0.25 kg mass dropped from 280 mm above impacted surface.
IK06	Protected against 1 joules impact. Equivalent to impact of 0.25 kg mass dropped from 400 mm above impacted surface.
IK07	Protected against 2 joules impact. Equivalent to impact of 0.5 kg mass dropped from 400 mm above impacted surface.
IK08	Protected against 5 joules impact. Equivalent to impact of 1.7 kg mass dropped from 300 mm above impacted surface.
IK09	Protected against 10 joules impact. Equivalent to impact of 5 kg mass dropped from 200 mm above impacted surface.
IK10	Protected against 20 joules impact. Equivalent to impact of 5 kg mass dropped from 400 mm above impacted surface.



# Warranty Information

## Aqualux Limited Warranty Certificate & Information / 2016-1

Aqualux designs and manufactures advanced landscape lighting of many different varieties. We utilise the highest grade components sourced from around the globe and assembled in our quality-controlled Sydney, Australia facility. From time-to-time, for a number of possible reasons, our products may experience an issue after installation. This warranty guide details the various warranties our products carry, the causes of product failure that we have experienced over time and the steps necessary to make a warranty claim should that be necessary.

### FIT-FOR-PURPOSE & INSTALLATION REQUIREMENTS

All warranties offered in addition to the statutory requirement of 1 Year are done so on the condition that Aqualux lighting products are fit-for-purpose and installed professionally or by similarly qualified persons and that all guidelines and requirements are followed. Fit-for-purpose in this context refers to the intended application our products are designed for which is residential and commercial garden & landscaping environments. Products not specifically designated IP68 are not fit for submersion, either intended or accidental.

### REMOTE, DIFFICULT & UNUSUAL INSTALLATIONS

Where Aqualux products are installed in unusual, remote or difficult to access locations and environments, this is done so at the end-users risk. Where warranty issues arise, Aqualux is limited in its liability to the cost of repairing or replacing the product only.

Examples of remote & unusual installations include (but are not limited to) jobs which require scissor lifts, traffic management, significant labor or the removal of paneling or other secondary installation materials. If you are uncertain please contact us to discuss: 1300-662-644.

### Warranty Period

Family	Mechanical	Electrical	AqualuxPLUS+
Lumena	3 Year	3 Year	6 Year Total
Phoenix	3 Year	3 Year	6 Year Total
Artisan	10 Year	3 Year	N/A
Hydra	2 Year	2 Year	6 Year Total
Elements	2 Year	2 Year	N/A
Aquatran	10 Year	10 Year	N/A
Orion / Polaris	3 Year	3 Year	N/A
AQS Strip Lighting	2 Year	2 Year	N/A
AGL LED Globes	2 Year	2 Year	N/A

### AQS-SERIES STRIP LIGHTING

Please pay particular attention to our fit-for-purpose and unusual installation warranty notes when designing with AQS LED Strip Lighting. Whilst LED strip lighting allows for very unique and previously impossible lighting effects to be achieved, it is still a sensitive electronic device that is potentially subject to failure through a variety of modes including improper handling during installation. Aqualux is not liable for any costs associated with accessing or replacing AQS-Series strip.

### WARRANTY CLAIMS PROCEDURE

To make a claim for service to repair or replace under an Aqualux warranty. Contact the original reseller and/or installer of the product. They will generally be able to process the claim on your behalf.

If your original reseller is no longer in business or you are not sure who it may have been, please contact us directly with a photo of your product and a summary of the issue.

## Cable Termination Requirements

Cable terminations and joins MUST be IP68 rated for this warranty to apply. Joins and connections that are not fit-for-purpose or that are manifestly unsuitable will NOT be serviced by Aqualux and any product failure arising from such terminations will void any warranty available from Aqualux.

Examples of inadequate joining methods:

- 1) Terminal block + electrical tape
- 2) Twisted wires (no solder) + electrical tape.
- 3) Multiple conductor bundles & terminations that are not IP rated.

## Aqualux PLUS+

The Aqualux PLUS+ warranty program is an option available on select models to enhance the warranty we are able to offer. Unlike other extended-warranty schemes, Aqualux PLUS+ includes an additional cable adapter designed to both prevent moisture siphoning into the fitting as well as facilitated rapid replacement should there be a problem in the field.

1. AqualuxPLUS+ Warranty is offered in additional to our basic warranty and extends the time period during which we will continue to honor our basic warranty obligations.

2. In the event of a product failure and that product is covered by the AqualuxPLUS+ scheme, we will ship a replacement product to the site and include a return postage option for the failed product to be shipped back at our cost. The actual replacement of AqualuxPLUS+ products is to be performed by the customer or end-user.
3. AqualuxPLUS+ does not extend our liability for incidental or consequential damages including but not limited to any additional installation costs.
4. AqualuxPLUS+ fees may vary from time to time. AqualuxPLUS+ warranty options cannot be renewed.

## The Fine Print

Aqualux Lighting is a brand wholly owned by Telectran International. Telectran International Pty. Ltd. ("Telectran") warrants to the purchaser of products described herein to be free from defects in material and workmanship for a period commencing at the date of purchase and expiring at the end of the period specified (the "warranty period"). No other warranty, whether express or implied, including any warranty of merchantability or fitness for a particular purpose, shall exist in connection with the sale or use of such products.

Warranty is subject to the following limitations:

1. Defects that are, in the sole judgment of Telectran, the result of accident, misuse, abuse, neglect, mishandling, misapplication, faulty installation, unauthorized repair, modification, or acts of God will not be covered by this warranty.
2. Telectran shall not be liable for incidental or consequential damages, including but not limited to labor costs or lost profits resulting from the use of or inability to use the goods or from the goods being incorporated in or becoming a component of any other product. Without limiting the generality of the foregoing, Telectran will not be responsible for labor costs involved in the removal of goods or the installation of replacement goods.
3. If a problem develops with a product during the warranty period call or write us. We may be able to help you identify specific problems and possibly solve them before the unit is returned to us for repair or replacement. In any case, DO NOT RETURN ANY GOODS WITHOUT OBTAINING A RETURN AUTHORIZATION NUMBER and instructions from us. Telectran cannot be responsible for damage due to shipping or improper packaging when returning goods. Please see our returns policy for further information.
4. All claims under this warranty must be made in writing. Upon receipt of

claim, the Company shall inspect the part or parts claimed to be defective, and the Company shall repair, or at its option, replace, free of charge, any part or parts which the Company determines to have been defective at the time of shipment from the factory; provided, however, that if circumstances are such as to preclude the remedying of warranted defect by repair or replacement, the Company shall, upon return of the products, refund to buyer any part of the purchase price of the products theretofore paid to the Company. Inspection shall, at the Company's option, be performed at the Company's plant, or at such other place as may be designated by the Company.















# Order & Shipping Information

Please Email your order to [sales@aqualux.com.au](mailto:sales@aqualux.com.au)

Orders under \$300 (ex. GST) will be charged small order handling & delivery fees at the rates below.

Orders above \$300 (ex. GST) will be delivered free Australia-wide.

We currently use two primary transport companies -  
Couriers Please & Border Express.

When we ship your order, you will receive a shipment notification email with tracking numbers.

All shipments are dispatched from Sydney, Australia.

Destination	Order Cutoff	Delivery
Sydney Metro - SAMEDAY	9AM	by 5PM
Sydney Metro	1PM	Next Day
Illawarra Region	1PM	Next Day
Melbourne Metro	1PM	Overnight
VIC Regional		2 Days
Brisbane Metro		Overnight
QLD Regional		2 - 3 Days
Adelaide Metro		2 Days
SA Regional		2 - 3 Days
Perth Metro		5 Days
WA Regional		1 week
Darwin Metro		1 week
NT Regional		1 week
Hobart Metro		1 week
TAS Regional		1 week

Orders under \$300 (ex. GST):

Handling & Freight

20.00

## Shipping Note

Shipping leadtimes are not guaranteed.

# Leadtime Information

Many Aqualux products are Made-to-Order whilst others are generally stocked at all times. Refer to the table below for general leadtime information, however if your order is urgent please give us a call.

Product Group	Stocking Group	Leadtime to Ship	<ul style="list-style-type: none"><li>• Quantity breaks are available on lighting products.</li><li>• For project quantities, please enquire.</li><li>• Prices &amp; Information are subject to change.</li><li>• Please call for latest information &amp; availability.</li></ul>
Lumena	Made-to-Order	5 - 10 Days	
Phoenix	Made-to-Order	5 - 10 Days	
Artisan	Made-to-Order	14 - 21 Days	
Elements	Stocked	Ex. Stock	
Aquatran	Stocked	Ex. Stock	
Accessories	Stocked	Ex. Stock	
Strip Lighting	Stocked / Indent	Ex. Stock / 21 Days	
Flood Lights	Stocked / Indent	Ex. Stock / 21 Days	
Orion LED Lighting	Stocked / Indent	Ex. Stock / 21 Days	



**1300 662 644**

**sales@aqualux.com.au**

**Visit [www.aqualux.com.au](http://www.aqualux.com.au) for:**

Full product details and available options.

Order code configuration & customised datasheets.

Voltage drop calculator & LED technical information.

