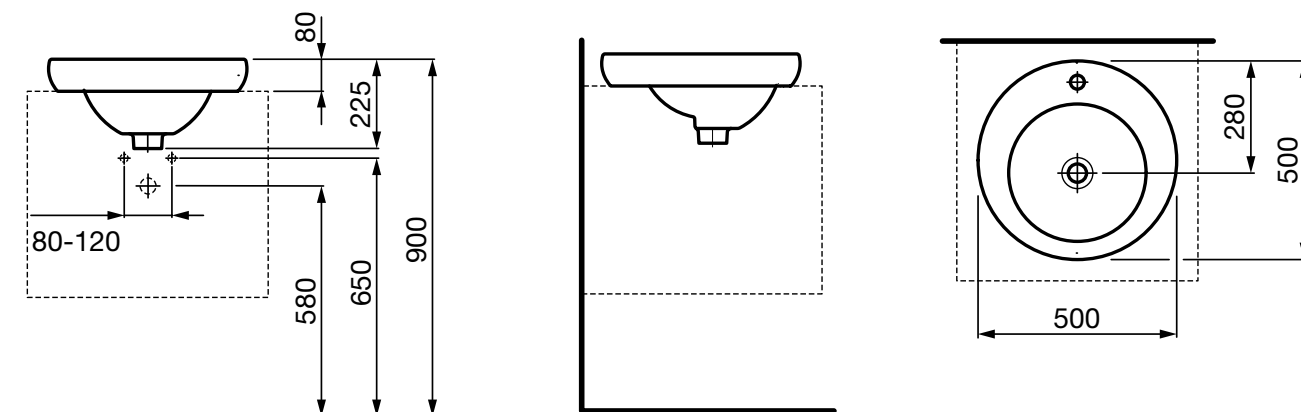


LAUFEN

ILBAGNOALESSI One

DROP IN BASIN 500



Set out may differ based on trap used.

SPECIFICATION

Fixing requirements	Refer to diagram
Integral overflow	Yes
Tap hole availability	0 or 1 taphole
Plug & waste	Suits Clik Clak ceramic waste
Water storage	5.5 litres
Colour availability	White

FEATURES

Recommended use	Domestic, hotel or commercial
Weight	10.6kg
Finish	LAUFEN Clean Coat



To see the complete LAUFEN range go to www.reece.com.au/bathrooms

CLEANING RECOMMENDATIONS

Soapy water or approved bathroom cleaners. This bathroom product should not be cleaned with abrasive materials. Damage caused by any improper treatment is not covered by the product warranty. Refer to Warranty Conditions.

Disclaimer: Products in this specification manual must by regulation be installed by licensed and registered trade people. The manufacturer/distributor reserves the right to vary specifications or delete models from their range without prior notification. Dimensions and set-outs listed are correct at time of publication however the manufacturer/distributor takes no responsibility for printing errors.

Tech Page Version 1

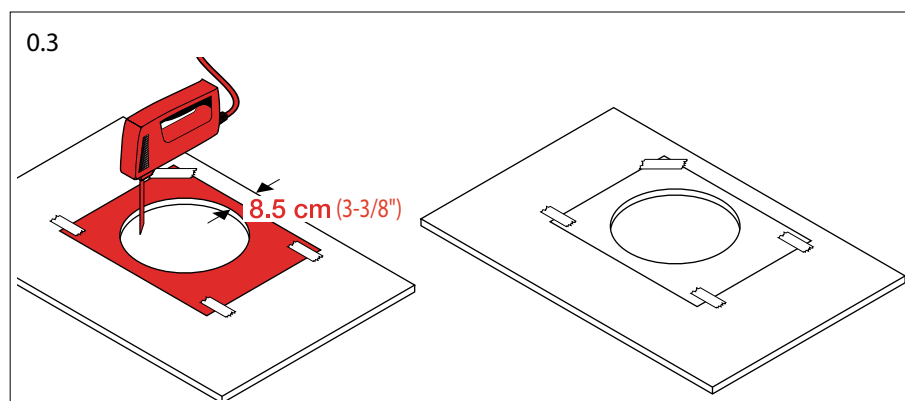
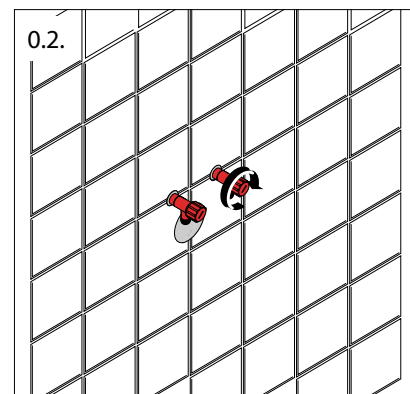
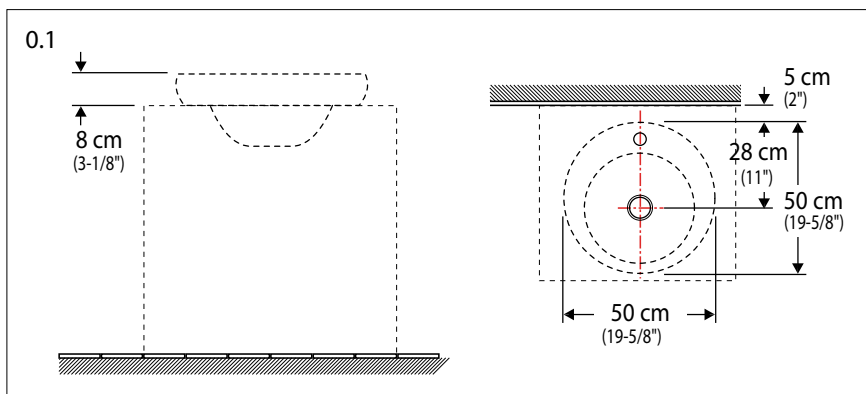
LAUFEN

ILBAGNOALESSI One

DROP IN BASIN 500

INSTALLATION

Fix the template Art. No. 89197.3 with adhesive tape. Cut out the opening using the template.



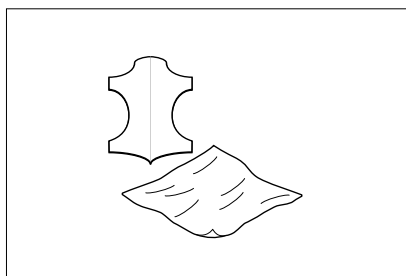
Fix the template Art. No. 89197.3 with adhesive tape. Cut out the opening using the template.

Plumbers, please ensure a copy of the installation instructions is left with the end user for future reference


LAUFEN

ILBAGNOALESSI One

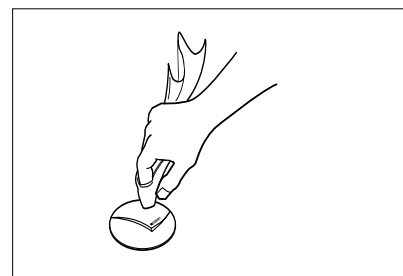
DROP IN BASIN 500



To clean the visible parts, only use soft, moist pieces of cloth or leather.



For stubborn stains, please use a cleansing agent which does not harm your skin (e.g. washing-up liquid), and put it into luke-warm water.



All visible parts must be rubbed dry after they have been cleaned or after they have become wet.