



Domaine - Material Colour and Finish Options

CERAMIC

Heat resistant and easy to maintain.

Very high scratch resistance.

Classic finish.

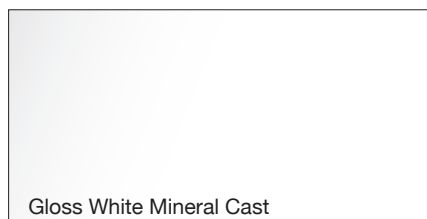


MINERAL CAST (MINI BASIN OPTION)

Hard-wearing gloss gel coat.

Durable and stain resistant.

Consistent surface with minimal warping or imperfections.

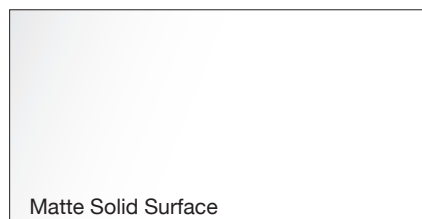


SOLID SURFACE (MINI BASIN OPTION)

Seamless, aesthetically pleasing natural matte finish.

Exceptional durability, non-porous and chip resistant.

Superior stain resistance, hygienic and easy to clean.








CHERRY PIE® - PREMIUM SOLID SURFACE 20mm

Manufactured using acrylic resin solid surface material.

Developed to withstand heat, chemicals, moisture, and impact, and to resist stains better than natural stone surfaces.

Non-porous, hygienic, easy to clean, maintain and repair.

Cherry Pie® is free of crystalline silica.




Domaine - Material Colour and Finish Options

TEXTURED WOODGRAIN FINISHES


Clean and green melamine, crafted from New Zealand-grown sustainable wood products. Paired with Aqua Edge® for durable bathroom furniture.



Smoked Ash Timberland




Devon Oak Timberland



Classic Walnut Timberland




Hamptons Elm Timberland



Sovereign Oak Timberland




Southern Oak Timberland



Charred Oak Timberland




Baroque Timberland



Black Timberland



Ranfurly Oak Timberland



Vancouver Larch Timberland



Domaine - Material Colour and Finish Options

VELVET FINISHES

Velvet finishes are low-sheen clean, green melamine, crafted from New Zealand-grown sustainable wood products. Paired with Aqua Edge® for durable bathroom furniture.

