





4DET-306 Non-contact Infrared Forehead Thermometer

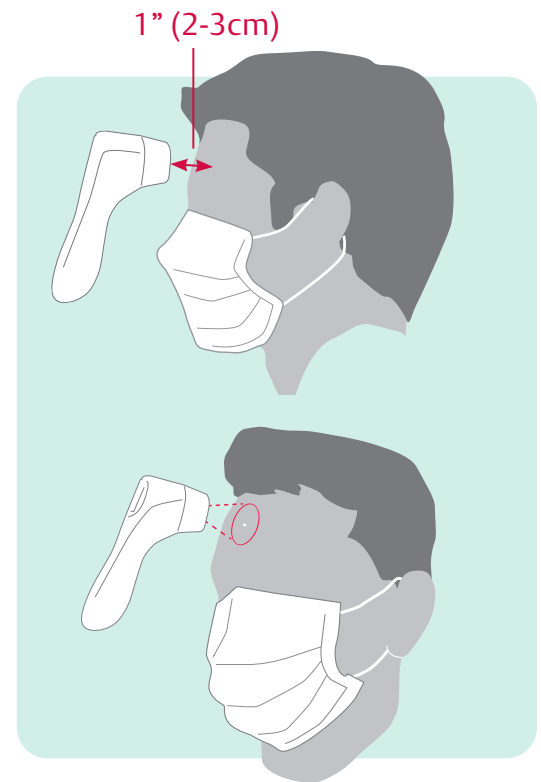
Quick Start Instructions*

IMPORTANT: Users and the thermometer should be in the same ambient temperature for at least 10 minutes before taking a reading. This device is designed for indoor use.

**Detailed instructions included in packaging*

How to Take a Temperature Reading:

- 1 Press the power button  and wait for 2 beeps.
 - 2 Aim the thermometer at the center of the forehead 1" (2-3 cm) from the skin and press the  button.
- If the temperature is below 100°F (38.7°C) one short *beep* will sound and a happy face  will appear on the display.
 - If the temperature is above 100°F (38.7°C) one long *beep* will sound followed by 3 short *beeps* and a sad face  will appear on the display.



For accurate temperature readings ensure the thermometer is held at the distance shown above.

Manufactured by JoyTech Healthcare Co., Ltd.
No.365, Wuzhou Road,
Yuhang Economic Development Zone,
311100, Hangzhou, China
T +86-571-81957767

Distributed by Cooper-Atkins
Emerson Commercial & Residential Solutions
33 Reeds Gap Road | Middlefield, CT 06455
T +800-835-5011 | F +860-347-5135
www.cooper-atkins.com | 67-1793 | 0420

Made in China



CONSIDER IT SOLVED.™