


# SONIA

## S2 ACCESSORIES



To see the complete Sonia range go to  
[www.reece.com.au/bathrooms](http://www.reece.com.au/bathrooms)

### SPECIFICATIONS

<b>Recommended use</b>	Domestic, hotel and commercial	
<b>Colour availability</b>	Chrome	
<b>Accessory options</b>	Robe hook Guest towel rail Wall mount soap dish Wall mount soap dispenser Wall mount tumbler Toilet roll holder with cover	Toilet roll holder Swivel towel bar Single towel rail (300, 750 or 900mm) Double towel rail (750 or 900mm) Wall mount toilet brush set

### CLEANING RECOMMENDATIONS

We recommend the use of soapy water or approved cleaners. This product should not be cleaned with abrasive materials. Damage caused by any improper treatment is not covered by the product warranty - refer to Warranty Conditions on the last page.

**Disclaimer:** Products in this specification manual must by regulation be installed by licensed and registered trade people. The manufacturer/distributor reserves the right to vary specifications or delete models from their range without prior notification. Dimensions are nominal measurements only. Dimensions and set-outs listed are correct at time of publication however the manufacturer/distributor takes no responsibility for printing errors.

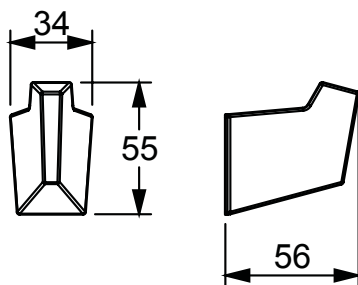
Tech Page Version 1

# SONIA S2 ACCESSORIES

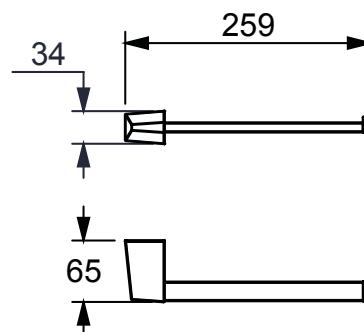
## NOTE

Wall materials vary. The accessory fixing kit supplied is suited for solid wall fixing. For timber framed walls, please ensure the accessory is fixed to a noggin/stud behind the wall. Where stud/noggin is not available, please use suitable hollow wall fixing.

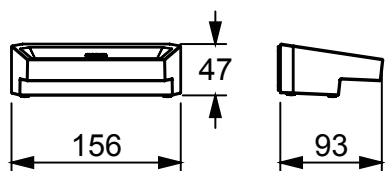
Robe Hook



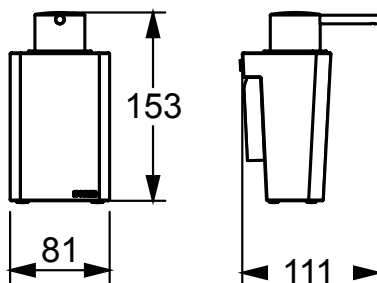
Guest Towel Rail



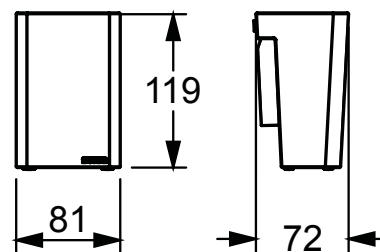
Wall Mount Soap Dish



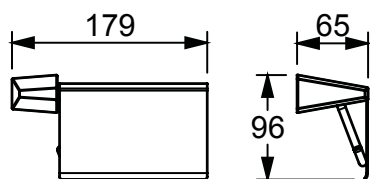
Wall Mount Soap Dispenser



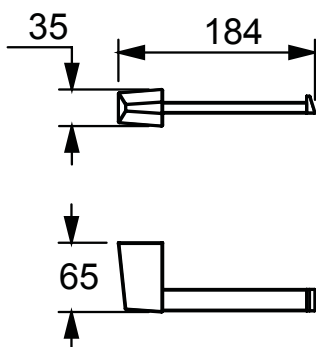
Wall Mount Tumbler



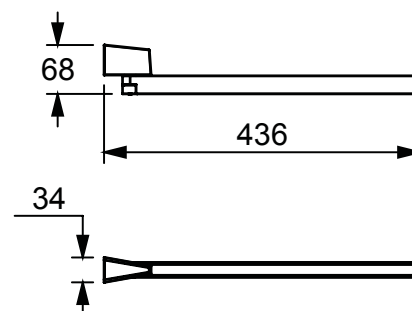
Toilet Roll Holder with Cover



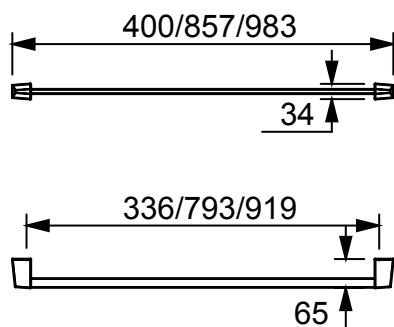
Toilet Roll Holder



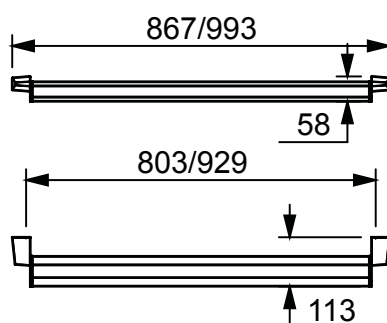
Swivel Towel Bar



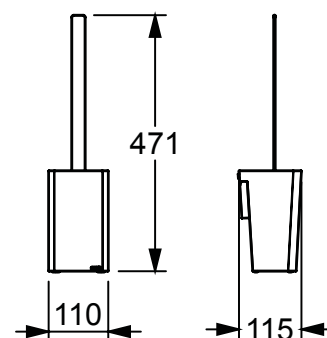
Single Towel Rail



Double Towel Rail



Wall Mount Toilet Brush Set



Plumbers, please ensure a copy of the installation instructions is left with the end user for future reference