

R32 High Static Single Phase (HP) - SET-ARTH54KHTA-HP - Reverse Cycle



ARTH54KHTA



A0TH54KCTA



UTY-RNRT

Key features



Demand Response

This product is designed to be compatible with Air Conditioning Demand Response program. When your electricity supplier activates one of the three modes the air conditioner switches over to the appropriate operation.



Economy Mode

Limits the maximum operation current, and performs operation with the power consumption suppressed.



Program Timer

This timer allows selection of one of four options. ON, OFF, ON --> OFF, or OFF --> ON.



Auto Changeover

The unit automatically switches between operating modes based on the temperature setting and room temperature.



Connectable Fresh Air Duct

Allows introduction of fresh air to the occupied space.



Long Piping Capability 75m

This product is equipped with a maximum pipe length of 75m.



Connectable Distributing Duct

Systems are capable of attaching a field-supplied branch ducts distributing the airflow.



Blue Fin Heat Exchanger

Corrosion-resistance of the heat exchanger in coastal areas has been improved by blue fin treatment of the outdoor unit heat exchanger.

Key features



In-Built Drain Pump

The drain pump is in-built into the system.



Zone Control

This function enables efficient air-conditioning by selecting specific zones from the various zones divided within the indoor space.



Operating Temperature Range 50°C

The maximum guaranteed operating temperature range to 50 degrees in cooling mode.



On-Off Timer

ON-OFF timer can be set to operate once every 24 hours.



Filter Sign

Select appropriate intervals for displaying the filter sign on the indoor unit according to the estimated amount of dust in the air of the room.



Auto Restart

Should there be a temporary loss of power, the unit will automatically restart itself in the same operating mode, once the power is restored.



Weekly Timer

Different ON-OFF times can be set for up to 7 days.



Automatic Static Pressure Setting Adjustment

With this feature, the unit automatically sets the optimal static pressure setting, eliminating the need for the installer to select and set the static pressure setting each time.



Demo Mode

This function allows the indoor unit to be operated alone at exhibitions and showrooms.

Specifications

Model No.	Outdoor Unit		A0TH54KCTA	
	Indoor Unit		ARTH54KHTA	
Operation Type			Reverse Cycle	
Power Source	V / Ph / HZ		230 / 1 / 50	
Capacity	Cooling	KW	14.00 (6.3 - 16.5)	
	Heating	KW	16.50 (5.8 - 18.5)	
Input Power	Cooling	KW	3.91	
	Heating	KW	4	
EER	Cooling	kW/kW	3.58	
COP	Heating	kW/kW	4.13	
Star Rating	Cooling		3	
	Heating		2.5	
Noise Level	Indoor Sound Pressure (High / Quiet)	Cooling	dBA	45 / 36
		Heating	dBA	45 / 36
	Outdoor Sound Pressure (Cooling / Heating)		dBA	53 / 55
	Outdoor Sound Power		dBA	71
Electrical				
Power Requirement			230	
MCB / Cable Size (mm)			4	
Interconnecting Wires / Size (mm)			1.5	
Recommended Breaker Size (amps)			32	
Refrigerant				
Refrigerant Type			R32	
Charge (g)			3,800	
Pre Charged (M)			30	
Maximum Pipe Length (M)			75	
Minimum Pipe Length (M)			5	
Maximum Pipe Height (M)			30	
Additonal Refrigerant Charge (g) Per M			40	
Pipe Sizes Suction / Liquid (mm)			15.88 / 9.52	
Refrigeration Pipes Connection Method			Flared	

Technical Data - Cooling

NOTE: Values calculated are based on maximum capacity

■ Model: ARTH54KHTA

AFR		m ³ /h									3,550											
		Indoor temperature																				
°CDB		18			21			23			25			27			29			32		
°CWB		12			15			16			18			19			21			23		
Outdoor temperature	°CDB	TC	SHC	IP	TC	SHC	IP	TC	SHC	IP	TC	SHC	IP	TC	SHC	IP	TC	SHC	IP	TC	SHC	IP
		kW			kW			kW			kW			kW			kW			kW		
	-10	10.30	10.30	1.71	11.18	10.94	1.75	11.76	11.30	1.78	12.35	11.76	1.80	12.93	12.25	1.82	13.47	12.47	1.82	14.28	12.80	1.82
	0	10.22	10.22	1.71	11.08	10.93	1.75	11.67	11.29	1.78	12.25	11.76	1.80	12.83	12.22	1.82	13.36	12.46	1.82	14.17	12.79	1.82
	5	10.03	10.03	1.75	10.89	10.89	1.79	11.46	11.25	1.82	12.02	11.71	1.84	12.59	12.20	1.86	13.12	12.43	1.86	13.90	12.76	1.86
	10	10.01	10.01	1.76	10.86	10.86	1.80	11.43	11.24	1.82	12.00	11.71	1.85	12.58	12.19	1.87	13.09	12.41	1.87	13.88	12.75	1.87
	15	9.83	9.83	1.78	10.67	10.67	1.81	11.23	11.07	1.83	11.79	11.55	1.86	12.35	12.01	1.89	12.86	12.24	1.89	13.63	12.57	1.89
	20	12.33	11.74	2.68	13.36	12.34	2.74	14.06	12.73	2.78	14.76	13.27	2.82	15.46	13.81	2.85	16.11	14.05	2.85	17.08	14.44	2.85
	25	12.01	11.54	2.84	13.02	12.13	2.91	13.71	12.53	2.95	14.39	13.04	2.99	15.07	13.58	3.03	15.70	13.83	3.03	16.64	14.19	3.03
	30	11.48	11.19	3.16	12.46	11.76	3.23	13.11	12.14	3.28	13.76	12.65	3.32	14.41	13.17	3.36	15.01	13.40	3.36	15.92	13.78	3.36
35	11.15	10.92	3.67	12.11	11.48	3.75	12.73	11.86	3.81	13.37	12.34	3.86	14.00	12.85	3.91	14.58	13.09	3.91	15.46	13.45	3.91	
40	10.57	10.57	3.79	11.48	11.24	3.89	12.07	11.60	3.93	12.68	12.08	4.00	13.27	12.58	4.04	13.82	12.79	4.04	14.66	13.14	4.04	
46	9.72	9.72	4.43	10.55	10.55	4.53	11.09	11.09	4.60	11.64	11.64	4.67	12.20	12.20	4.73	12.71	12.41	4.73	13.47	12.75	4.73	
50	7.17	7.17	3.42	7.78	7.78	3.50	8.18	8.18	3.55	8.59	8.59	3.60	9.00	9.00	3.65	9.37	9.16	3.65	9.94	9.41	3.65	

Technical Data - Heating

NOTE: Values calculated are based on maximum capacity

■ Model: ARTH54KHTA

AFR		m ³ /h									3,550								
		Indoor temperature																	
		16			18			20			22			24					
°CDB		°CWB			TC	IP	TC	IP	TC	IP	TC	IP	TC	IP	TC	IP			
		kW			kW			kW			kW			kW					
Outdoor temperature	-15	-16	14.65	4.45	14.30	4.48	13.95	4.49	13.62	4.49	12.81	4.49							
	-10	-11	15.91	4.45	15.53	4.48	15.16	4.49	14.79	4.49	13.92	4.49							
	-5	-7	17.52	4.45	17.10	4.48	16.70	4.49	16.31	4.49	15.33	4.49							
	0	-2	19.02	4.45	18.56	4.48	18.12	4.49	17.69	4.49	16.63	4.49							
	5	3	19.43	4.45	18.95	4.48	18.50	4.49	18.07	4.49	16.99	4.49							
	7	6	19.43	4.45	18.95	4.48	18.50	4.49	18.07	4.49	16.99	4.49							
	10	8	21.99	3.91	21.46	3.93	20.94	3.94	20.45	3.94	19.24	3.94							
	15	10	21.99	3.04	21.46	3.06	20.94	3.06	20.45	3.06	19.24	3.06							
	20	15	21.99	2.61	21.46	2.62	20.94	2.64	20.45	2.64	19.24	2.64							
24	18	21.99	2.49	21.46	2.50	20.94	2.51	20.45	2.51	19.24	2.51								

AFR: Airflow Rate (m3/min) / High Fan Speed 389 |/s

TC: Total Capacity (kW)

SHC: Sensible Heat Capacity (kW)

IP: Input Power (kW)

Air Flow Data

■ Model: ARTH54KHTA

● Cooling

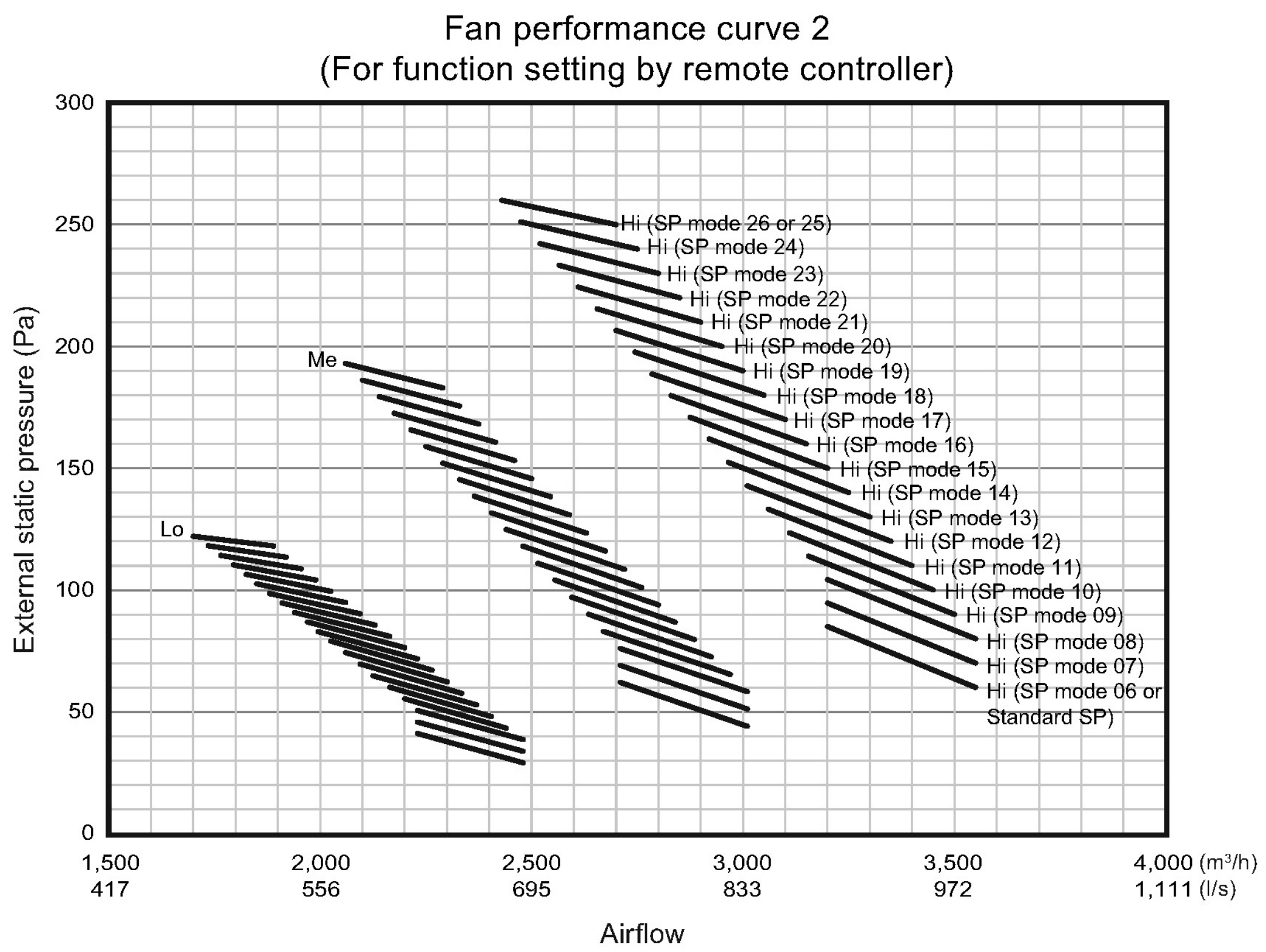
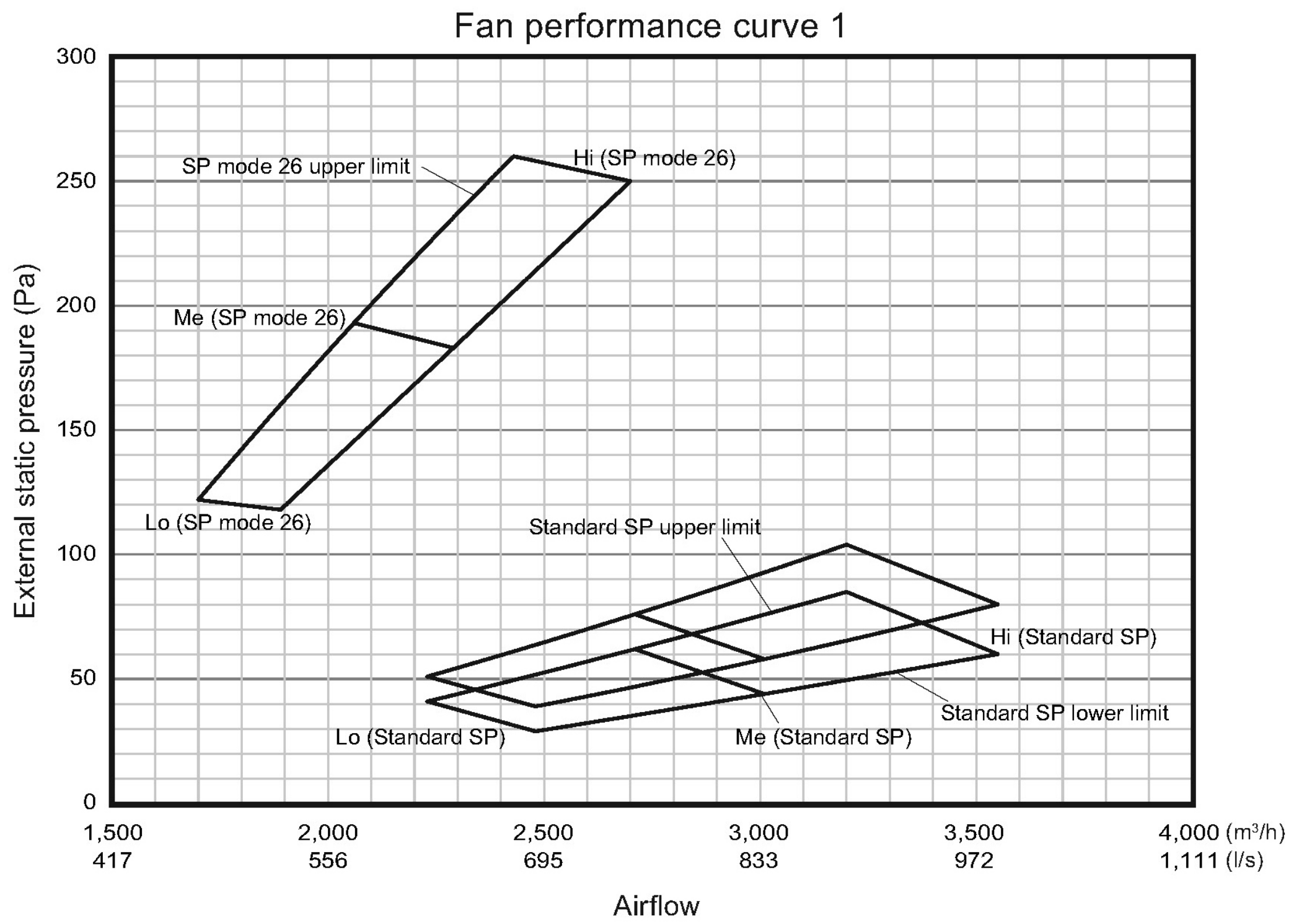
Fan speed	Airflow	
HIGH	m ³ /h	3,550
	l/s	986
	CFM	2,090
MED	m ³ /h	3,010
	l/s	836
	CFM	1,772
LOW	m ³ /h	2,480
	l/s	689
	CFM	1,460

● Heating

Fan speed	Airflow	
HIGH	m ³ /h	3,550
	l/s	986
	CFM	2,090
MED	m ³ /h	3,010
	l/s	836
	CFM	1,772
LOW	m ³ /h	2,480
	l/s	689
	CFM	1,460

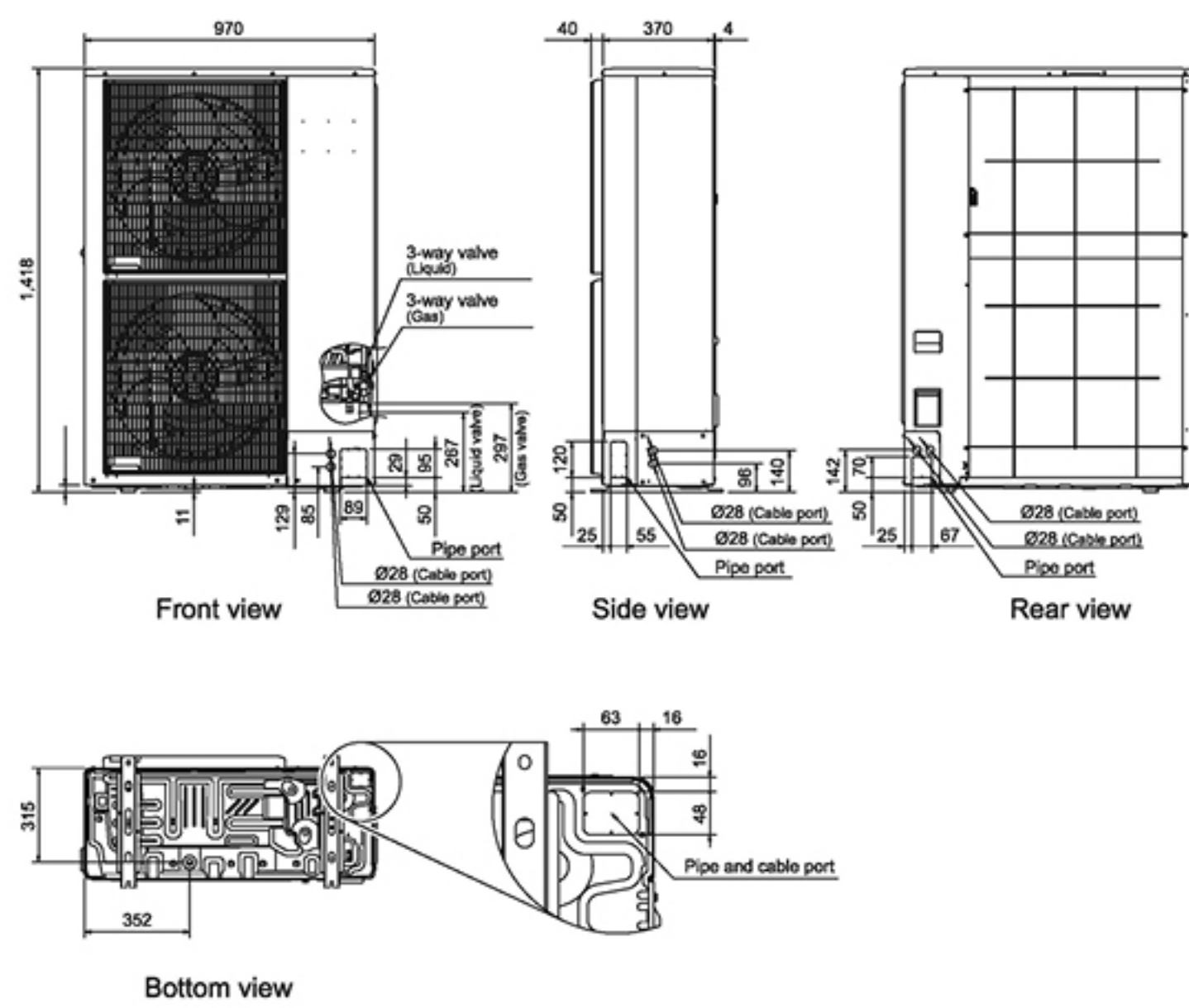
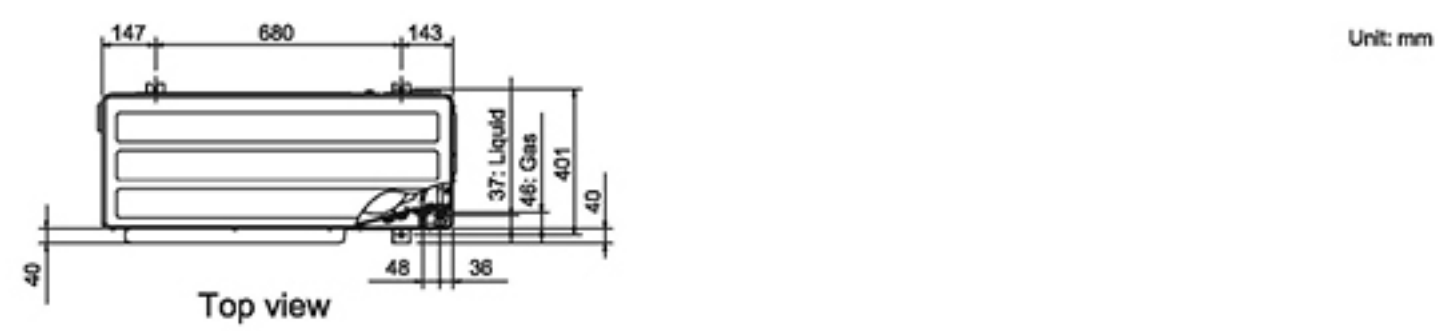
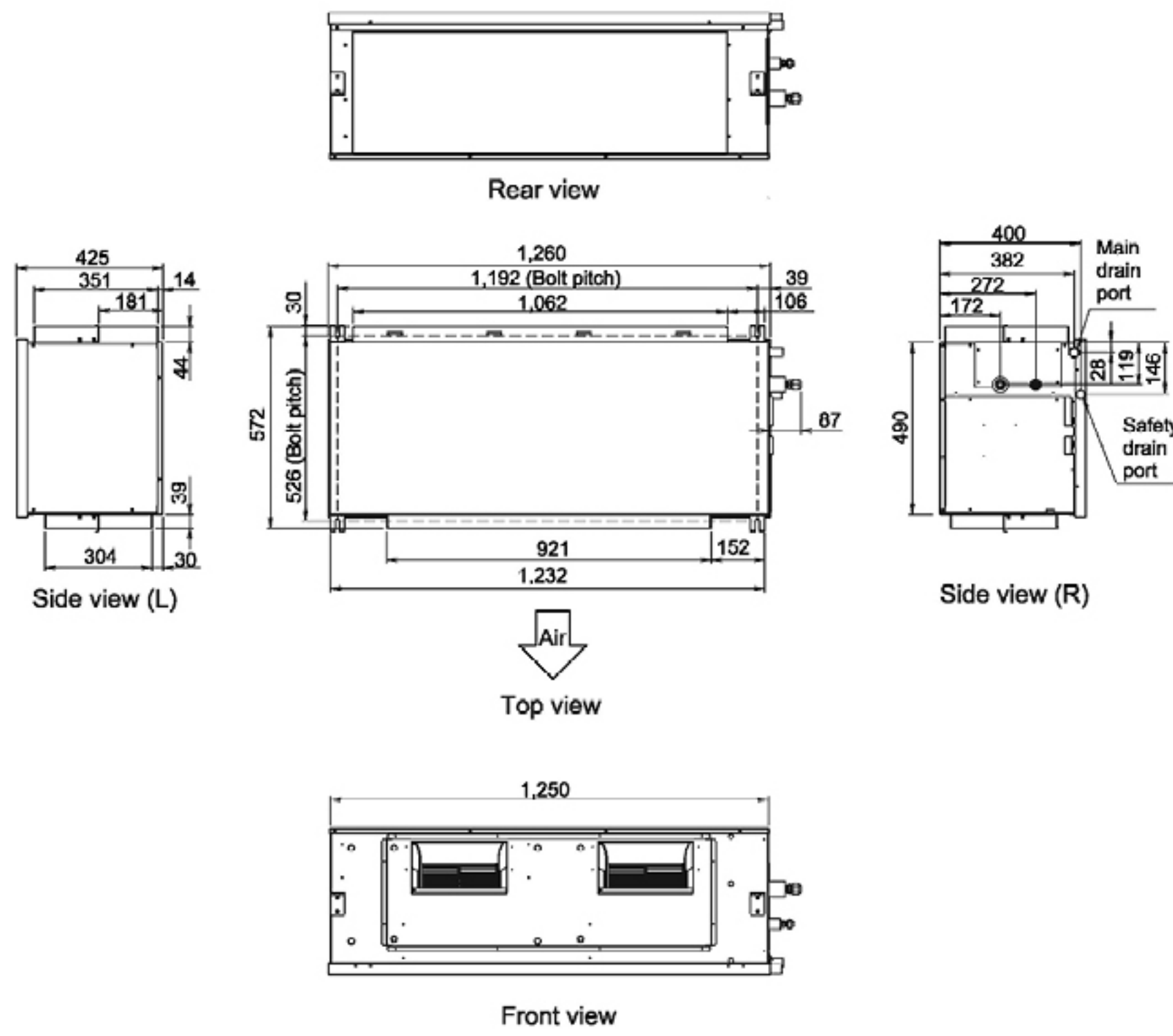
Fan Performance Curve

■ Model: ARTH54KHTA



Dimensions

Unit: mm



Fujitsu General Assist

Technical Support

Fujitsu General Assist deploys Fujitsu trained technicians in Sydney, Melbourne, Brisbane, Adelaide and Perth and provides access to dedicated Service Agents in all other parts of Australia. These technicians are well equipped with the necessary tools and spare parts to enable them to resolve issues onsite, promptly, offering customers a high first time fix rate and seamless experience.

Exceptional After Sales Service

At Fujitsu, we pride ourselves on providing exceptional customer service. Fujitsu General Assist is our in-house customer care and technical support department which was implemented to deliver a high level of support and accessibility to our customers.



Peace of Mind


Fujitsu believe in the quality and reliability of every air conditioner we sell, providing a 3 years warranty for commercial applications and 5 years warranty for domestic applications



Please refer to specifications before installation and servicing this product. Only persons and/or companies qualified and experienced in the installation, service and repair of refrigerant products should be permitted to do so. The purchaser must ensure that the person and/or company who is to install, service or repair this air conditioner has qualifications and experience in refrigerant products. Suitable access for warranty and service is required. Future improvement, specifications, designs of product and availability are subject to change without notice. All Capacity and Energy Efficiency ratings are based on AS/NZS3823.2. Running current is at rated conditions (AS3823) and does not include compressor start-up or variations in power supply and load conditions.

All wiring specifications are minimum recommendations.
Please consult AS/NZS 3000 and your local wiring rules for clarification of cable and circuit requirements.
SOUND POWER LEVELS measured in accordance to AS1217.
In all conditions, the FAN speed is HIGH.
Specifications and design are subject to change without notice.
Please check with the manufacturer.

Note: Specifications are based on the following conditions.
Cooling: Indoor temperature of 27°CDB / 19°CWB, and outdoor temperature of 35°CDB / 24°CWB.
Heating: Indoor temperature of 20°CDB / 15°CWB, and outdoor temperature of 7°CDB / 6°CWB.
Pipe length: 7.5m; Height difference between outdoor unit and indoor unit: 0m. Voltage: 230V.



FUJITSU GENERAL AUSTRALIA

ABN 55 001 229 554
A SUBSIDIARY OF FUJITSU GENERAL LIMITED