

m i z u

## Mizu Bloc MK2 Floor Mount Bath Outlet Matte Black

### SPECIFICATIONS

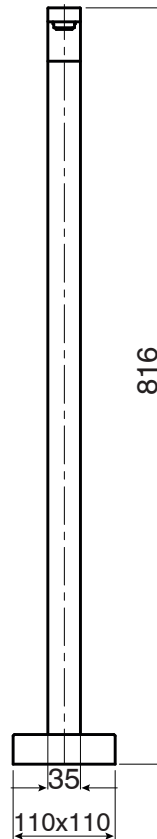
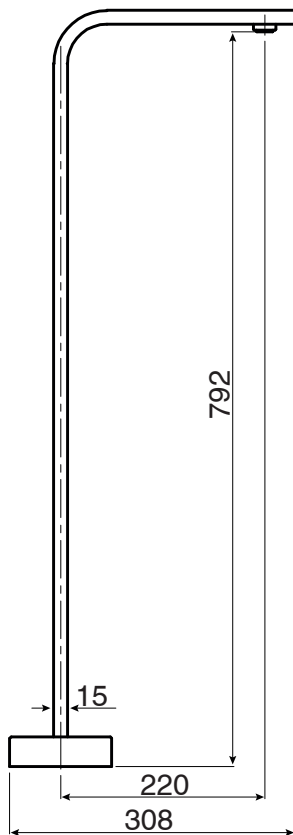
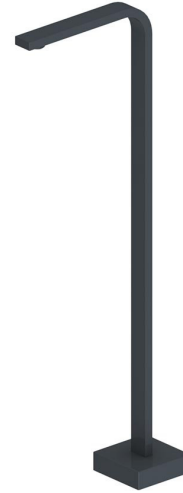
Recommended Use	Domestic, Hotel & Commercial
Colour	Matte Black
Colour Availability	Chrome, Matte Black
Recommended Pressure Range	150 - 500kPa
Max Continuous Working Pressure	500kPa
Max Continuous Working Temperature	80°C
Suitable for Storage Tank Hot Water	Yes
Suitable for Continuous Flow Hot Water	Yes
Suitable for Gravity Feed Hot Water	No

*Hot and Cold water inlet pressure should be equal*

### WARRANTY

Warranty - Domestic Use	10 Years
Spare Parts & Labour	12 Months

*Please refer to Warranty Page for full Terms and Conditions*



Dimensions are nominal measurements only.

**Disclaimer:** Products in this specification manual must by regulation be installed by licensed and registered trade people. The manufacturer/distributor reserves the right to vary specifications or delete models from their range without prior notification. Dimensions are nominal measurements only. Dimensions and set-outs listed are correct at time of publication however the manufacturer/distributor takes no responsibility for printing errors.

Published 19/01/2018

To see the complete Mizu range go to [www.reece.com.au/bathrooms](http://www.reece.com.au/bathrooms)

