


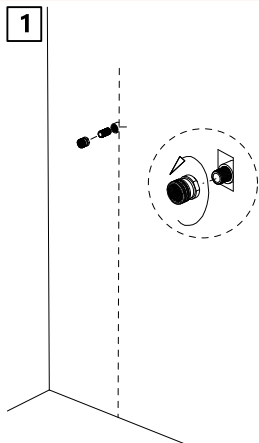


## Milli Meld Microphone Handshower with Water Inlet Swivel Wall Bracket (4 Star)

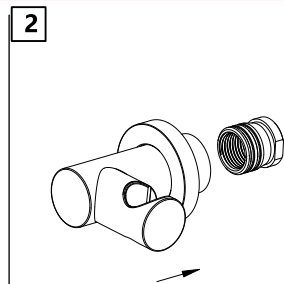
### Diagram



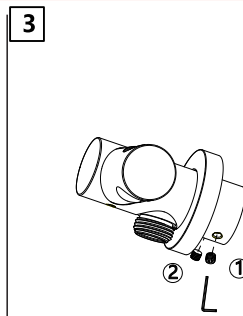
### Installation



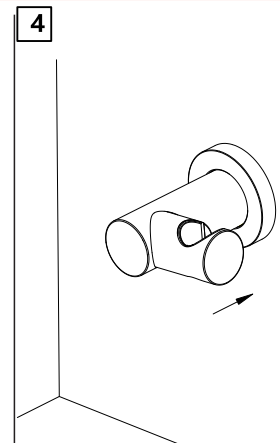
1. Ensure the wall penetration is sealed prior to connecting any fittings.
2. Apply thread tape or appropriate sealant to G1/2" Water Feed Thread.
3. Screw the brass connector to the G1/2" threaded water feed pipe.



4. Push the wall connection bracket into the brass connector to fit.



5. Tighten locking screws with allen key.



6. Push the decorative cover plate to the wall.



Recommended working water pressure 300kPa - 500kPa. Maximum water temperature is 65 deg°.



Tapware is to be installed by a Licenced Plumber in accordance with AS/NZS 3500:

### Care Details

We recommend the use of soapy water or approved cleaners. This product should not be cleaned with abrasive materials. Damage caused by any improper treatment is not covered by the product warranty. Refer to Warranty Conditions

Plumbers, please ensure a copy of the installation instruction is left with the end user for future reference.

