


The BVE/BVS/CVE/CSV are ball valves with fully hermetic body design for the Refrigeration and A/C industry. CVE/CSV are specifically for use in CO₂ subcritical applications only.

Features

- BVE/BVS: 45 bar maximum working pressure
- CVE/CSV: 60 bar maximum working pressure
- BVS/CSV models have 7/16-20 UNF – ¼" flare connection and Schrader valve
- Hermetic design with Laser welded valve body
- Patented (pending) Laser process
- Full flow design for minimal pressure drop
- Two threads at valve body for easy mounting
- Bi-directional flow characteristics
- Valve cap retained by strap attached to main body
-  UL approval: **Only for BVE/BVS** versions (File Nr.: SA5312)





BVE/CVE



BVS/CSV

Selection Table

BVE/BVS: 45 bar MWP (UL approved)

Type BVE	Part No.	Type BVS	Part No.	Connection size ODF		Weight (kg)	Marking	
				inch	metric			
BVE-014	806 730	BVS-014	806 750	1/4"		0.16	 EAC (pending)	
BVE-M06	806 731	BVS-M06	806 751		6mm	0.16		
BVE-038	806 732	BVS-038	806 752	3/8"		0.16		
BVE-M10	806 733	BVS-M10	806 753		10mm	0.16		
BVE-012	806 734	BVS-012	806 754	1/2"		0.36		
BVE-M12	806 735	BVS-M12	806 755		12mm	0.38		
BVE-058	806 736	BVS-058	806 756	5/8"	16mm	0.38		
BVE-034	806 737	BVS-034	806 757	3/4"		0.44		
BVE-078	806 738	BVS-078	806 758	7/8"	22mm	0.46		
BVE-118	806 739	BVS-118	806 759	1 1/8"		1.04		
BVE-M28	806 740	BVS-M28	806 760		28mm	1.04		
BVE-138	806 741	BVS-138	806 761	1 3/8"	35mm	1.64		CE  EAC (pending)
BVE-158	806 742	BVS-158	806 762	1 5/8"		2.43		
BVE-M42	806 743	BVS-M42	806 763		42mm	2.43		
BVE-218	806 744	BVS-218	806 764	2 1/8"	54mm	4.55		
BVE-258	806 745	BVS-258	806 765	2 5/8"		4.65		
BVE-318	806 746	BVS-318	806 766	3 1/8"		5.00		

CVE/CSV: 60 bar MWP (Not UL approved)

Type CVE	Part No.	Type CVS	Part No.	Connection size ODF		Weight (kg)	Marking
				inch	metric		
CVE-014	808 130	CVS-014	808 150	1/4"		0.16	EAC
CVE-M06	808 131	CVS-M06	808 151		6mm	0.16	
CVE-038	808 132	CVS-038	808 152	3/8"		0.16	
CVE-M10	808 133	CVS-M10	808 153		10mm	0.16	
CVE-012	808 134	CVS-012	808 154	1/2"		0.36	
CVE-M12	808 135	CVS-M12	808 155		12mm	0.38	
CVE-058	808 136	CVS-058	808 156	5/8"	16mm	0.38	
CVE-034	808 137	CVS-034	808 157	3/4"		0.44	
CVE-078	808 138	CVS-078	808 158	7/8"	22mm	0.46	

Ball Valves BVE / BVS / CVE / CVS

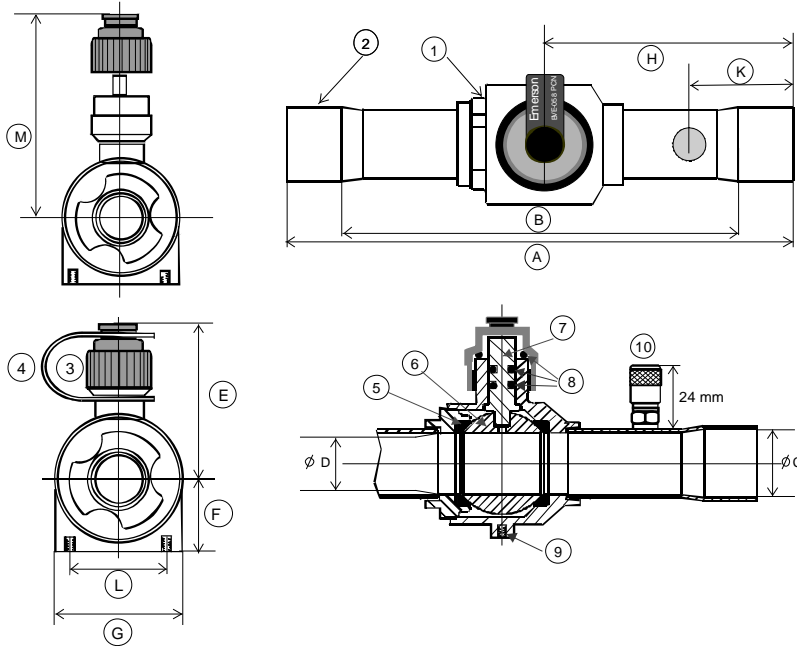
Technical Data

Max. working pressure PS	45 bar for BVE/BVS 60 bar for CVE/CSV
Test pressure PT	49,5 bar for BVE/BVS 66 bar for CVE/CSV
Medium temp. TS	-40 ... 120°C
Applied Standards	EN 12284, EN 378, PED when applicable, RoHS, AD 2000-B1

Construction	Forged brass body, Copper extension tubes, Chrome plated Ball
Medium compatibility *	HFC, HCFC, Mineral, Synthetic and Polyol-Ester (POE) lubricants For CVE/CSV: CO ₂
Material	Body CW617N, Copper Tubes CW 024A acc. EN12420

* The valves are not released for use with caustic, poisonous or flammable substances

Dimensions [mm]



- 1 Sealed brass body
- 2 Copper extension tubes
- 3 Plastic stem cap (Pocan)
- 4 Label strap
- 5 PTFE seats
- 6 Chromate brass ball
- 7 Stem
- 8 O-Rings
- 9 Mounting threads
- 10 BVS/CSV with Schrader connection 7/16-20 UNF-1/4" flare

Model	Nominal size C	A	B	D	E	F	G	H	K	L	M	Thread (9)	Cap (3)
BVE/S 014; CVE/S 014	1/4" ODF	120	104					56	26			M3	M18
BVE/S M06; CVE/S M06	6mm ODF			8	41	14	23	55	25	15	60		
BVE/S 038; CVE/S 038	3/8" ODF	118	102										
BVE/S M10; CVE/S M10	10mm ODF												
BVE/S 012; CVE/S 012	1/2" ODF	127	107	14	45	17	31	61	26	22	63	M4	M18
BVE/S M12; CVE/S M12	12mm ODF		101										
BVE/S 058; CVE/S 058	5/8" / 16mm ODF												
BVE/S 034; CVE/S 034	3/4" ODF	157	125	20	49	20	40	77	35	31	67		
BVE/S 078; CVE/S 078	7/8" / 22mm ODF		118										
BVE/S 118	1 1/8" ODF	169	123	25	69	26	51	85	39	38	95	M6	M27
BVE/S M28	28mm ODF												
BVE/S 138	1-3/8" / 35mm ODF	231	182	32	74	31	61	116	52	48	101		
BVE/S 158	1-5/8" ODF	277	220	39	89	37	74	138	60	55	121		
BVE/S M42	42mm ODF												
BVE/S 218	2-1/8" / 54mm ODF	297	228	50	97	47	93	148	65	74	129		
BVE/S 258	2-5/8" ODF		222						70				
BVE/S 318	3-1/8" ODF		213						80				

Accessories: Special seal caps (Pocan)

BVE/S and CVE/S Valve Size	Part No.	Thread (3)	Quantity per pack
1/4" ... 7/8" (6 ... 22mm)	806 770	M18x1	10 pcs
1-1/8" ... 1 3/8" (28 ... 35mm)	806 771	M27x1	10 pcs
1-5/8" (42 mm) ... 3-1/8"	806 772	M36x1	10 pcs



BVE(S)-CVE(S)_TB_EN_1503_R01.docx

Emerson Climate Technologies GmbH shall not be liable for errors in the stated capacities, dimensions, etc., as well as typographic errors. Products, specifications, designs and technical data contained in this document are subject to modification by us without prior notice. Illustrations are not binding. The Emerson Climate Technologies logo is a trademark and service mark of Emerson Electric Co. Emerson Climate Technologies Inc. is a subsidiary of Emerson Electric Co.

EMERSON. CONSIDER IT SOLVED.