


FEBCO

Your favourite backflow valves just got even better.

The New **Febco MasterSeries™ Models 850 and 860** extend Febco's long tradition of quality and innovation. With a range of unique features, these valves set the standard when it comes to ease of maintenance and installation.

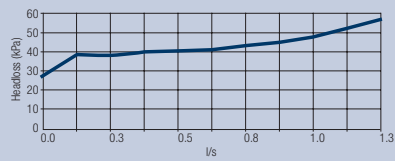


NEW MODULAR CHECK DESIGN
Bayonet style check for quick and easy service

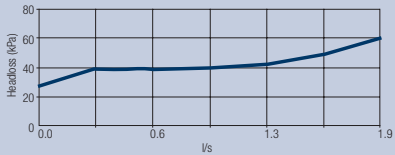
- Modular relief valve for quick maintenance
- New compact design makes installation easy
- Top mounted test cocks for simple testing
- Bayonet style checks that are self cleaning
- Rated to 60°C
- Chloramine resistant for longer life

Model 850U MasterSeries™ Double Check Valve

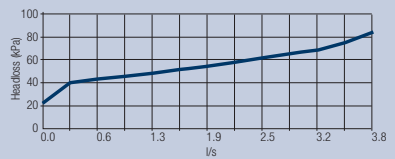
Double Check Assembly, 15mm



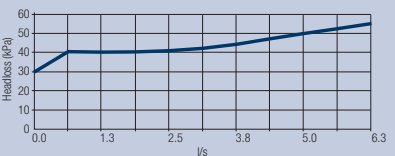
Double Check Assembly, 20mm



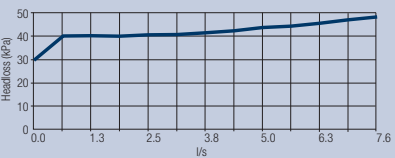
Double Check Assembly, 25mm



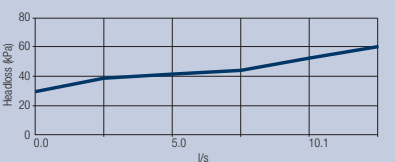
Double Check Assembly, 32mm



Double Check Assembly, 40mm

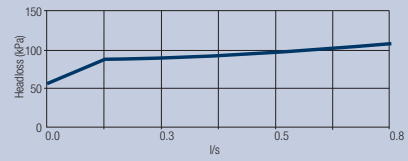


Double Check Assembly, 50mm

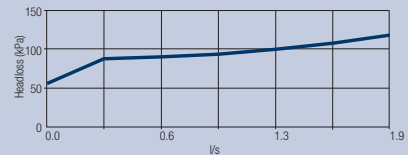


Model 860U MasterSeries™ Reduced Pressure

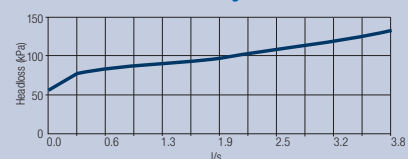
Reduced Pressure Assembly, 15mm



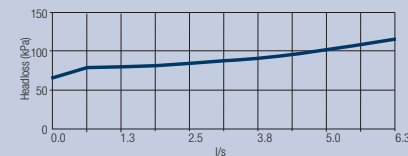
Reduced Pressure Assembly, 20mm



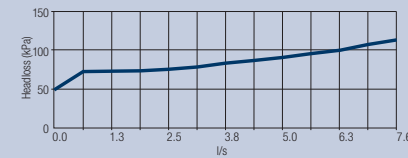
Reduced Pressure Assembly, 25mm



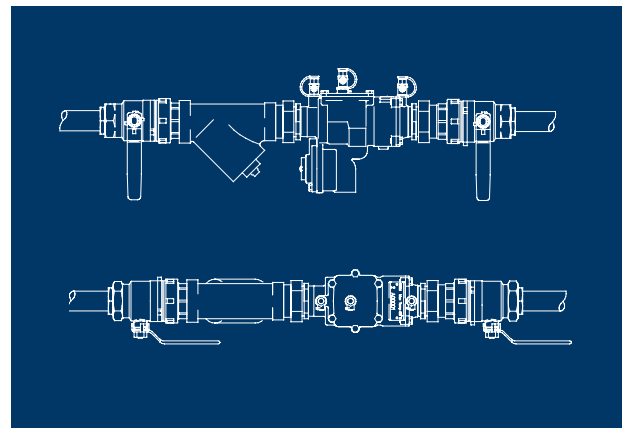
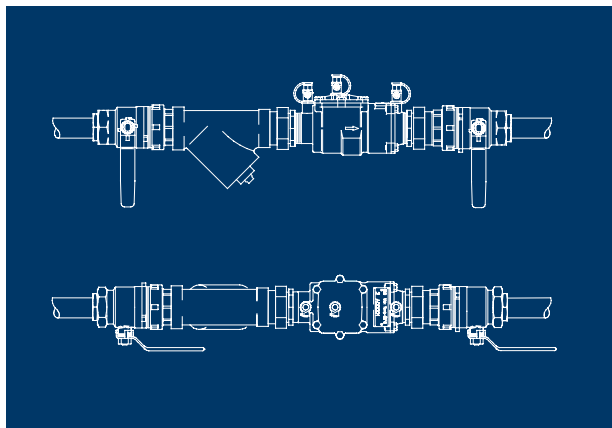
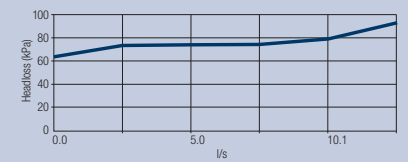
Reduced Pressure Assembly, 32mm



Reduced Pressure Assembly, 40mm



Reduced Pressure Assembly, 50mm



Reece. Works for you.™

Call 1800 032 566 or visit www.reece.com.au for your nearest Reece trade counter.
Due to limitations in the printing process the colours in this brochure are a guide only.
V1 [BROCHURE CODE 2104119]

reece
Plumbing Centres

FEBCO
BACKFLOW PREVENTION®