

Roca Beyond Semi Inset Basin 1 Taphole 585mm White

9508551

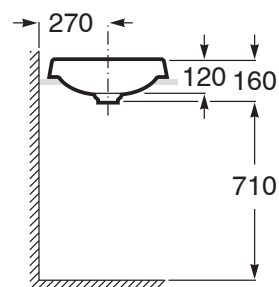
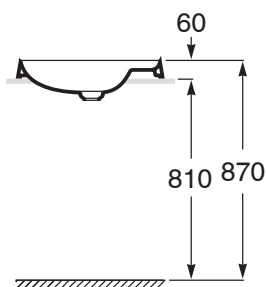
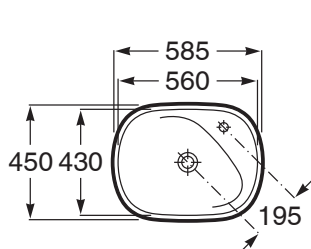
SPECIFICATIONS

Recommended Use	Residential;Commercial
Primary Material	Fire Clay
Colour Finish	White
Bowl Capacity (L)	8.4
Weight (kg)	7.5
Taphole Configuration	One
Overflow Included	No
Plug & Waste Included	No

WARRANTY

Residential & Commercial Use (Years)	25
Spare Parts & Labour (Years)	1

Please refer to Roca Warranty page for full Terms and Conditions



Dimensions are nominal measurements only.

CLEANING RECOMMENDATIONS:

We recommend the use of soapy water or approved cleaners. This product should not be cleaned with abrasive materials. Damage caused by any improper treatment is not covered by the product warranty. Refer to Warranty Conditions

Disclaimer: Products in this specification manual must by regulation be installed by licensed and registered trade people. The manufacturer/distributor reserves the right to vary specifications or delete models from their range without prior notification. Dimensions are nominal measurements only. Dimensions and set-outs listed are correct at time of publication however the manufacturer/distributor takes no responsibility for printing errors.

Published 18/05/2026

To see the complete Roca range go to
www.reece.com.au